



# PROTOTYPICAL

## Sign Planogram: Ceiling Tile Bay Name: Ceiling Tiles 7.1

EFFECTIVE:

Sep 2, 2016

PAGE:

1 of 16

1

CGC Elite Series Ceiling Tiles

2



3

CGC Sandrift™ R808

### Product Features

- Naturally formed medium texture offers unique appearance
- Damage resistant panels – up to 3 times stronger
- Absorbs 70% of sound in the room
- High Recycled Content
- Fire resistant – Class A
- Tapered edges create a high-end 3-dimensional look

### Warranty

- Mold/Mildew & Sag resistant
- Lifetime 30 year CimaPlus™ warranty when installed with CGC Donn® Brand Suspension System
- 2' x 2' x 3/4" acoustical ceiling panel
- 8 pieces/32 square feet per carton

| Sound Absorption          | Sound Blocking            | Light Reflection         |
|---------------------------|---------------------------|--------------------------|
| <br><small>STC 20</small> | <br><small>CAC 38</small> | <br><small>LR 85</small> |

Sold in Full Cartons Only  
Also available in 4-pack carton



4



7

5



6

CGC Luna™ Pedestal IV R72716

### Product Features

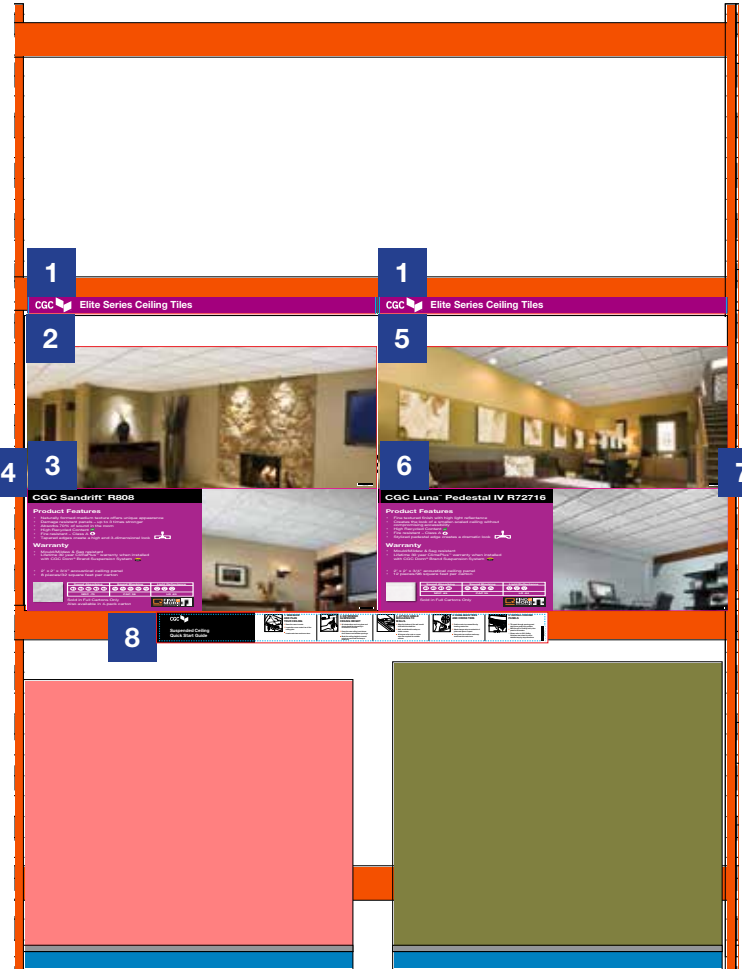
- Fine textured finish with high light reflectance
- Creates the look of a smaller scaled ceiling without compromising accessibility
- High Recycled Content
- Fire resistant – Class A
- Stylized pedestal edge creates a dramatic look

### Warranty

- Mold/Mildew & Sag resistant
- Lifetime 30 year CimaPlus™ warranty when installed with CGC Donn® Brand Suspension System
- 2' x 2' x 3/4" acoustical ceiling panel
- 12 pieces/36 square feet per carton

| Sound Absorption          | Sound Blocking            | Light Reflection         |
|---------------------------|---------------------------|--------------------------|
| <br><small>STC 25</small> | <br><small>CAC 35</small> | <br><small>LR 85</small> |

Sold in Full Cartons Only



**NOTE: Every store will receive 3 unique beam labels.  
For 2-bay sets, one bay will get 1 beam label and the other will get 2.**

8



Example shown above  
for placement of Concept  
and Product signs



# PROTOTYPICAL

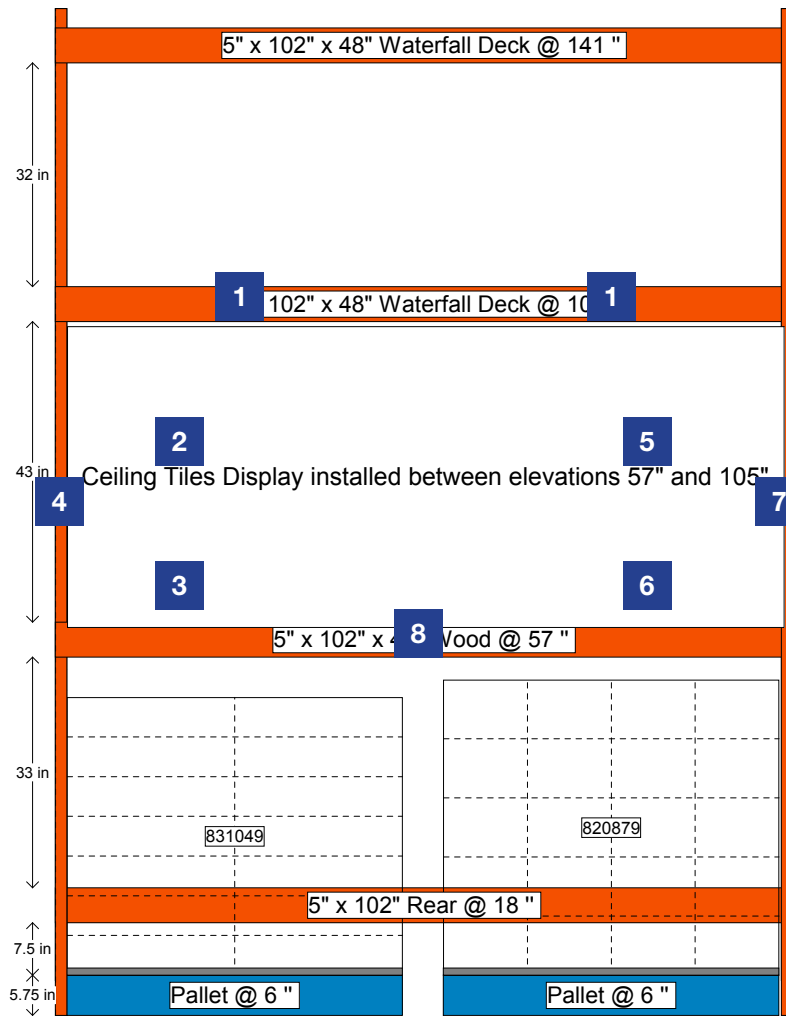
## Sign Planogram: Ceiling Tile Bay Name: Ceiling Tiles 7.1

EFFECTIVE:

Sep 2, 2016

PAGE:

2 of 16



### In Bay Signage Requirements

| Item # | Part #     | Description                                    | Quantity | HD Article # | Hardware Requirements | How to Order |
|--------|------------|--|----------|--------------|-----------------------|--------------|
| 1      | D22052V-02 | CGC Elite Series Ceiling Tiles Header Sign     | 1        | -            | -                     | ePOP         |
| 2      | D22052V-69 | Sandrift R808 Concept Sign                     | 1        | 1000505447   | -                     | ePOP         |
| 3      | D22052V-23 | Sandrift R808 Product Sign                     | 1        | 1000505447   | -                     | ePOP         |
| 4      | D22052V-10 | CGC Classic Tiles Designer Finish Left Wing    | 1        | -            | -                     | ePOP         |
| 5      | D22052V-68 | Luna™ Pedestal IV Concept Sign                 | 1        | 1000820879   | -                     | ePOP         |
| 6      | D22052V-22 | Luna™ Pedestal IV Product Sign                 | 1        | 1000820879   | -                     | ePOP         |
| 7      | D22052V-11 | CGC Classic Tiles Designer Finish Right Wing   | 1        | -            | -                     | ePOP         |
| 8      | D22052V-24 | Suspended Ceiling Quick Start Guide Beam Label | 1        | -            | -                     | ePOP         |



# PROTOTYPICAL

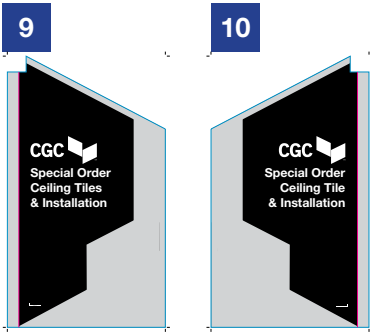
## Sign Planogram: Ceiling Tile Bay Name: Ceiling Tiles 7.2

EFFECTIVE:

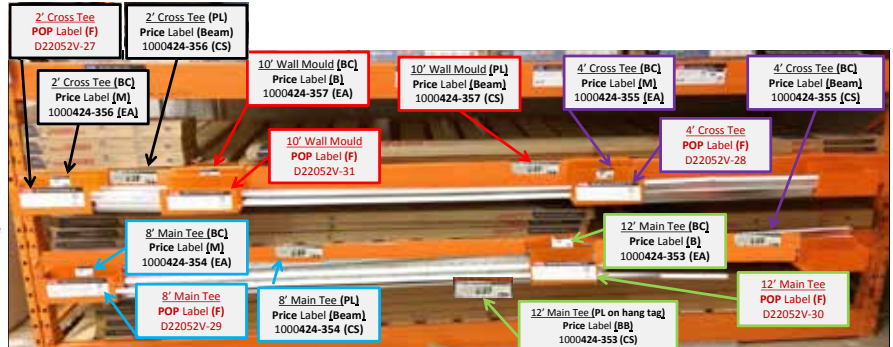

Sep 2, 2016

PAGE:

3 of 16



NOTE: The special order ceiling tile assortment (above) will vary by store. Refer to your store specific Merchandise POG for placement. The display will include 12 of 18 possible products.



**Label Size**  
BC – Business Card  
M – Middle Plate  
B – Back Plate  
Beam – For product on elevation  
BB – Base Beam

**Label Placement**  
F – Front Plate  
M – Middle Plate  
B – Back Plate  
Beam – For product on elevation  
BB – Base Beam



**Unit of Measure**  
EA – Each  
CS – Case

**14**  
**Fasade, Traditional 2 Crosshatch Silver L52-21**  
• 2' x 2' Thermoplastic Tile  
• The classic look of aged metal  
• Water resistant and cuts with scissors  
• Matching finish grid covers available  
Decorative Ceiling Tiles by ACP  
For more style/finish options, visit HomeDepot.ca

**15**  
**Fasade, Dunes Oil Rubbed Bronze L75-26**  
• 2' x 2' Thermoplastic Tile  
• Sleek and contemporary design  
• Water resistant and cuts with scissors  
• Matching finish grid covers available  
Decorative Ceiling Tiles by ACP  
For more style/finish options, visit HomeDepot.ca

**16**  
**CGC Wood Fibre 4240 / 4290**  
• 12" x 12" x 1/2"  
• Economical tiles for low clearance ceiling  
• No grids required, installed using staples  
• Tongue and groove edge

**17**  
**CGC Radar® Illusion R2882**  
• 2' x 4' x 3/4"  
• Non-directional pattern  
• Scored panels create illusion of smaller scaled ceiling  
• Shadowline tapered edge

**18**  
**CGC Radar® Firecode® R2315**  
• 2' x 4' x 5/8"  
• Non-directional pattern  
• Firecode® formulation designed for increased fire resistance  
• Square edge

**26**  
Suspended Ceiling Resource Centre  
Visit us to plan and complete your ceiling project  
Please visit the Contractor Services Desk for more information.

**20**  
**CGC Luna® R76775**  
• 2' x 2' x 3/4"  
• Fine textured finish  
• High light reflectance  
• Shadowline tapered edge

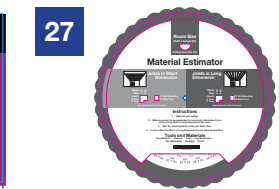
**21**  
**CGC Astro® R8221**  
• 2' x 2' x 5/8"  
• Fine textured panel without perforations or fissures  
• Clean look with high light reflectance  
• Square edge

**22**  
**CGC Cheyenne® 166**  
• 2' x 2' x 3/4"  
• Heavily textured finish offers unique stucco look  
• Damage resistant panels  
• Shadowline edge

**23**  
**CGC Arctic® R414**  
• 2' x 2' x 3/4"  
• Naturally formed texture offers unique appearance  
• Damage resistant panels  
• Shadowline edge

**24**  
**CGC Panz®**  
• 2' x 2'  
• High quality aluminum lay-in panel  
• Available in numerous colours, with various edges and perforation patterns  
• Square edge

**25**  
**CGC Elegance® LT100**  
• 2' x 2' x 15/16"  
• Coffered ceiling design  
• Unique border enhances interior design  
• Shadowline edge



**33**  
**CGC Radar® R2310 - 3 pack**  
• 2' x 2' x 5/8" acoustical ceiling panel  
• 3 pieces/24 square feet per carton  
• Square edge

**34**  
**CGC Radar® R2120 - 4 pack**  
• 2' x 2' x 5/8" acoustical ceiling panel  
• 4 pieces/16 square feet per carton  
• Shadowline tapered edge

**35**  
**CGC Alpine™ 1004 - 4 pack**  
• 2' x 2' x 5/8" acoustical ceiling panel  
• 4 pieces/16 square feet per carton  
• Shadowline tapered edge

**36**  
**CGC Majestic™ 5221 - 4 pack**  
• 2' x 2' x 5/8" acoustical ceiling panel  
• 4 pieces/16 square feet per carton  
• Shadowline tapered edge

**37**  
**CGC Sandrift™ R808 - 4 pack**  
• 2' x 2' x 3/4" acoustical ceiling panel  
• 4 pieces/16 square feet per carton  
• Shadowline edge



# PROTOTYPICAL

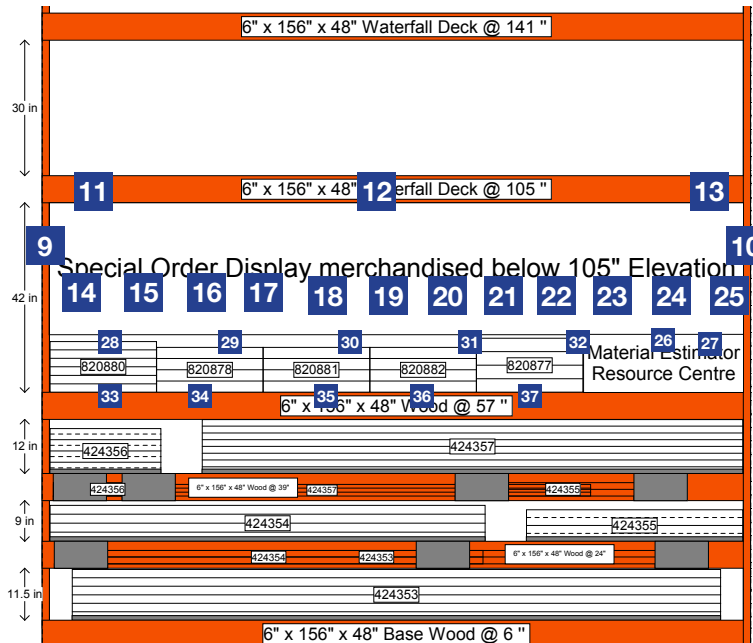
## Sign Planogram: Ceiling Tile Bay Name: Ceiling Tiles 7.2

EFFECTIVE:

Sep 2, 2016

PAGE:

4 of 16



### In Bay Signage Requirements

| Item # | Part #      | Description                             | Quantity | HD Article # | Hardware Requirements | How to Order |
|--------|-------------|---|----------|--------------|-----------------------|--------------|
| 9      | D22052V-15  | CGC S/O Wing Left Sign                  | 1        | -            | -                     | ePOP         |
| 10     | D22052V-14  | CGC S/O Wing Right Sign                 | 1        | -            | -                     | ePOP         |
| 11     | D22052V-03  | CGC S/O Header Sign Left                | 1        | -            | -                     | ePOP         |
| 12     | D22052V-04  | CGC S/O Header Sign Center              | 1        | -            | -                     | ePOP         |
| 13     | D22052V-05  | CGC S/O Header Sign Right               | 1        | -            | -                     | ePOP         |
| 14     | D22052V-54  | CGC S/O Fasade, Traditional 2           | 1        | -            | -                     | ePOP         |
| 15     | D22052V-53  | CGC S/O Dunes Oil                       | 1        | -            | -                     | ePOP         |
| 16     | D22052V-52  | S/O Wood Fibre                          | 1        | -            | -                     | ePOP         |
| 17     | D22052V-48  | S/O Radar R2862                         | 1        | -            | -                     | ePOP         |
| 18     | D22052V-47  | S/O Radar R2315                         | 1        | -            | -                     | ePOP         |
| 19     | D22052V-46  | S/O Fifth Avenue 220                    | 1        | -            | -                     | ePOP         |
| 20     | D22052V-39  | S/O Luna R76775                         | 1        | -            | -                     | ePOP         |
| 21     | D22052V-44  | S/O Astro R8211                         | 1        | -            | -                     | ePOP         |
| 22     | D22052V-40  | S/O Cheyenne 156                        | 1        | -            | -                     | ePOP         |
| 23     | D22052V-38  | S/O Arctic R414                         | 1        | -            | -                     | ePOP         |
| 24     | D22052V-45  | S/O Panz                                | 1        | -            | -                     | ePOP         |
| 25     | D22052V-37  | S/O Elegance                            | 1        | -            | -                     | ePOP         |
| 26     | D22052V-55  | CGC S/O Resources Sign                  | 1        | -            | -                     | ePOP         |
| 27     | D22052V-56  | CGC S/O Estimator Wheel                 | 1        | -            | -                     | ePOP         |
| 28     | D22052V-57B | CGC S/O Fasade, Traditional 2 Room Shot | 1        | -            | -                     | ePOP         |
| 29     | D22052V-58B | CGC S/O Radar Illusion Room Shot        | 1        | -            | -                     | ePOP         |
| 30     | D22052V-59B | CGC S/O Alpine Room Shot                | 1        | -            | -                     | ePOP         |
| 31     | D22052V-60B | CGC S/O Cheyenne Room Shot              | 1        | -            | -                     | ePOP         |
| 32     | D22052V-61B | CGC S/O Elegance Room Shot              | 1        | -            | -                     | ePOP         |
| 33     | D22052V-32  | CGC Radar R2310 Beam Label              | 1        | 1000820880   | -                     | ePOP         |
| 34     | D22052V-33  | CGC Radar R2120 Beam Label              | 1        | 1000820878   | -                     | ePOP         |
| 35     | D22052V-34  | CGC Alpine 1004 Beam Label              | 1        | 1000820881   | -                     | ePOP         |
| 36     | D22052V-35  | CGC Majestic 5221 Beam Label            | 1        | 1000820882   | -                     | ePOP         |
| 37     | D22052V-36  | CGC Sandrift R808 Beam Label            | 1        | 1000820877   | -                     | ePOP         |

Merchandising POG shown is for POP reference only and is not to be used to set product. Refer to your store specific Merchandise POG for product placement.



# PROTOTYPICAL

## Sign Planogram: Ceiling Tile Bay Name: Ceiling Tiles 7.3

EFFECTIVE:

Sep 2, 2016

PAGE:

5 of 16

1 CGC Elite Series Ceiling Tiles

40 CGC Professional Series Ceiling Tiles



39 CGC Mars™ R86785

### Product Features

- Highest light reflectance of any CGC ceiling panel – lowers energy costs
- Absorbs 70% of sound in the room
- Smooth, monolithic texture enhances any room
- High Recycled Content
- Fire resistant – Class A
- Tapered edges create a high end 3-dimensional look

### Warranty

- Mold/Mildew & Sag resistant
- Lifetime 30 year Class/Plus™ warranty when installed with CGC Donn® Brand Suspension System

- 2' x 2' x 3/4" acoustical ceiling panel
- 12 pieces/48 square feet per carton

| Sound Absorption | Sound Blocking | Light Reflectance |
|------------------|----------------|-------------------|
| <br>NIC 30       | <br>CAG 35     | <br>LR 35         |

Sold in Full Cartons Only



4 CGC Ceiling Tiles Designer Finishes

43 CGC Ceiling Tiles Classic Patterns



42 CGC Majestic™ 5221

### Product Features

- High light reflectance brightens room – lowers energy costs
- Fire texture face for modern appearance
- Non-directional pattern allows for fast installation
- High Recycled Content
- Fire resistant – Class A
- Tapered edges create a high end 3-dimensional look

### Warranty

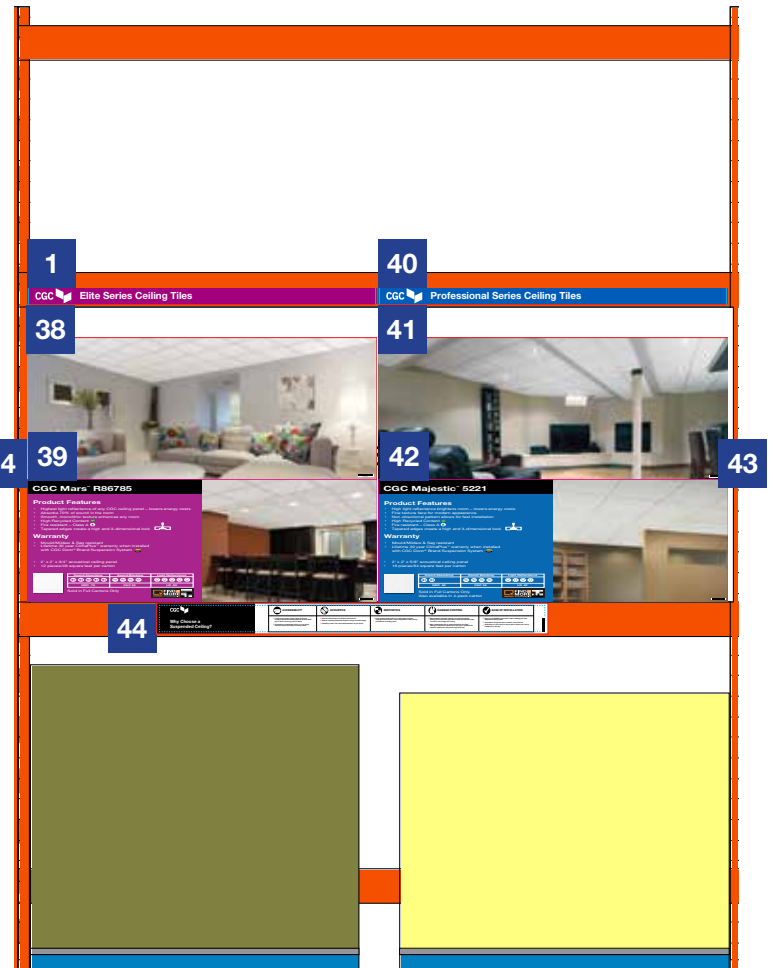
- Mold/Mildew & Sag resistant
- Lifetime 30 year Class/Plus™ warranty when installed with CGC Donn® Brand Suspension System

- 2' x 2' x 5/8" acoustical ceiling panel
- 16 pieces/64 square feet per carton

| Sound Absorption | Sound Blocking | Light Reflectance |
|------------------|----------------|-------------------|
| <br>NIC 30       | <br>CAG 35     | <br>LR 37         |

Sold in Full Cartons Only

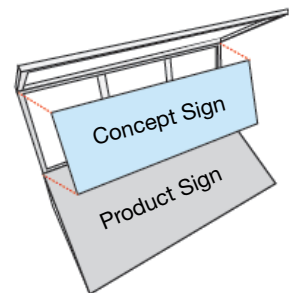
Also available in 4-pack carton



NOTE: Every store will receive 3 unique labels.  
For 2-bay sets, one bay will get 1 beam label and the other will get 2.

44

| CGC Why Choose a Suspended Ceiling?   | ACCESSIBILITY  | ACOUSTICS   | AESTHETICS  | DAMAGE CONTROL | EASE OF INSTALLATION |
|---|--|---|---|----------------|----------------------|
| <ul style="list-style-type: none"> <li>CGC ceiling tiles are designed to meet or exceed all applicable accessibility requirements.</li> </ul> | <ul style="list-style-type: none"> <li>CGC ceiling tiles are designed to absorb and block sound, reducing noise levels in the room.</li> </ul> | <ul style="list-style-type: none"> <li>CGC ceiling tiles are designed to provide a clean, modern appearance to any room.</li> </ul> | <ul style="list-style-type: none"> <li>CGC ceiling tiles are designed to be easy to install and remove, minimizing disruption to the room.</li> </ul> |                |                      |



Example shown above  
for placement of Concept  
and Product signs



# PROTOTYPICAL

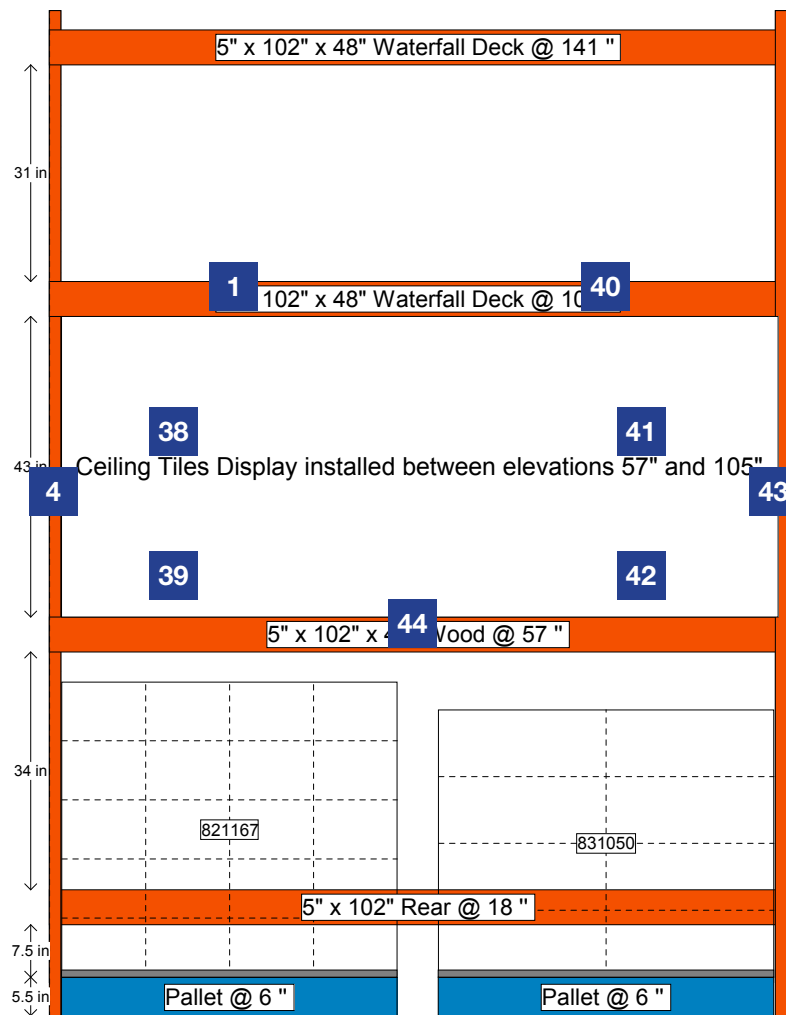
## Sign Planogram: Ceiling Tile Bay Name: Ceiling Tiles 7.3

EFFECTIVE:

Sep 2, 2016

PAGE:

6 of 16



### In Bay Signage Requirements

| Item # | Part #     | Description                                       | Quantity | HD Article # | Hardware Requirements | How to Order |
|--------|------------|---|----------|--------------|-----------------------|--------------|
| 1      | D22052V-02 | CGC Elite Series Ceiling Tiles Header Sign        | 1        | -            | -                     | ePOP         |
| 38     | D22052V-67 | Mars™ R86785 Concept Sign                         | 1        | 1000821167   | -                     | ePOP         |
| 39     | D22052V-21 | Mars™ R86785 Product Sign                         | 1        | 1000821167   | -                     | ePOP         |
| 4      | D22052V-10 | CGC Classic Tiles Designer Finish Left Wing       | 1        | -            | -                     | ePOP         |
| 40     | D22052V-01 | CGC Professional Series Ceiling Tiles Header Sign | 1        | -            | -                     | ePOP         |
| 41     | D22052V-66 | Majestic Climaplus Concept Sign                   | 1        | 1000462971   | -                     | ePOP         |
| 42     | D22052V-20 | Majestic Climaplus Product Sign                   | 1        | 1000462971   | -                     | ePOP         |
| 43     | D22052V-11 | CGC Classic Tiles Designer Finish Right Wing      | 1        | -            | -                     | ePOP         |
| 44     | D22052V-25 | Why Choose a Suspended Ceiling Beam Label         | 1        | -            | -                     | ePOP         |



# PROTOTYPICAL

## Sign Planogram: Ceiling Tile Bay Name: Ceiling Tiles 7.4

EFFECTIVE:

Sep 2, 2016

PAGE:

7 of 16

**45**

### Lighting Panels

PLASKOLITE

**Panel Choices**

**FROST-GLAZE Acrylic**

- Superior light diffusion
- Excellent for LED fixtures
- High light transmittance

**Pro Grade Acrylic**

- Uniformly disperses light
- Break resistant
- 10 year non-yellowing guarantee

**Grid Design Louvers**

- Directs light downward
- Distinctive look
- Use in troffers, soffit lighting and air returns

**Tools Needed**

Plastic Cutting Knife  
Use to trim flat panels

Diagonal Cutters  
Use to trim grid design louvers

**46**

### Lighting Panels

PLASKOLITE

**FROST-GLAZE Acrylic**

Micro Prism Clear  
23" x 47-3/4"

**FROST-GLAZE Acrylic**

Micro Prism Frost  
23" x 47-3/4"

**Pro Grade Acrylic**

Prismatic Clear  
23" x 47-3/4"

**Pro Grade Acrylic**

Prismatic White  
23" x 47-3/4"

**Pro Grade Acrylic**

Cracked Ice Clear  
23" x 47-3/4"

**Pro Grade Acrylic**

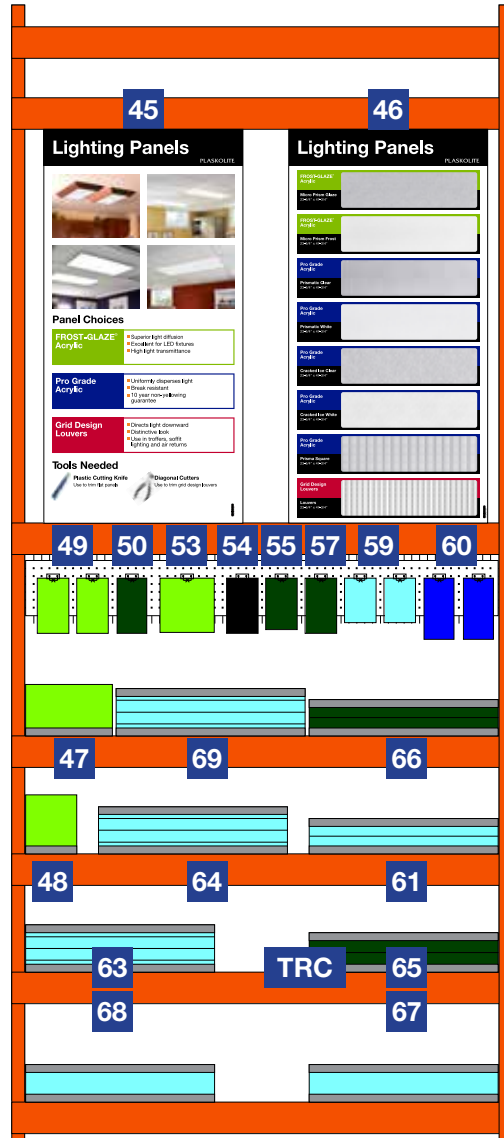
Cracked Ice White  
23" x 47-3/4"

**Pro Grade Acrylic**

Prisma Square  
23" x 47-3/4"

**Grid Design Louvers**

23" x 47-3/4"



**47** COMMERCIAL 12 Gauge Hanging Wire

Suspends main beams from ceiling hooks or screws.

**54** Grid Clamp

Holds leveling line during installation of main and cross beams.

**48** RESIDENTIAL 18 Gauge Hanging Wire

Suspends main beams from ceiling hooks or screws.

**55** Rivets

Used to fasten ceiling tile beams to particular wall angles.

**49** Eye Lag Screw for Wood Joist

For attaching ceiling hanger wire to wood joists.

**57** Level Line

Used to level and square, and also hold ceiling grid during installation.

**50** Eye Lag Screw Drill Adapter

Attaches to any 3/8" power drill for easy installation of eye lag screws.

**59** Drop Ceiling Hanger

For home, office, school or any commercial tile ceiling. Can be made into a hook or an eye.

**51** Eye Lag Screw for Metal Joist

For attaching ceiling hanger wire to metal joists.

**60** Plastic Cutter

For trimming rigid plastics up to 1/2" thick.

**53** Ceiling Grid Installation Kit

Contains tools and hardware to install ceiling grid in a 20' x 20' room (400 sq. ft.).

**61** Prismatic Clear  
23-3/4" X 47-3/4"

PLASKOLITE Pro Grade Acrylic

SKU 110895  
3x2 Price Label

**63** Cracked Ice Clear  
23-3/4" X 47-3/4"

PLASKOLITE Pro Grade Acrylic

SKU 143373  
3x2 Price Label

**64** Cracked Ice Clear  
23-3/4" X 47-3/4"

PLASKOLITE Economy Grade Polystyrene

SKU 110889  
3x2 Price Label

**65** Micro Prism Glaze  
23-3/4" x 47-3/4"

PLASKOLITE FROST-GLAZE

Article # 1001004910  
3" x 2" Price Label

**66** Micro Prism Frost  
23-3/4" x 47-3/4"

PLASKOLITE FROST-GLAZE

Article # 1001004911  
3" x 2" Price Label

**67** White Louver  
23-3/4" X 47-3/4"

PLASKOLITE Grid Design Louvers

SKU 110881  
3x2 Price Label

**68** Metallic Louver  
23-3/4" X 47-3/4"

PLASKOLITE Grid Design Louvers

SKU 143314  
3x2 Price Label

**69** Prisma Square  
23-3/4" X 47-3/4"

PLASKOLITE Pro Grade Acrylic

SKU 48146  
3x2 Price Label

**TRC** NEED THE RIGHT EQUIPMENT NOW?

Tool Rental

Pro Grade • Tracked Brands • Flexible Rental Periods

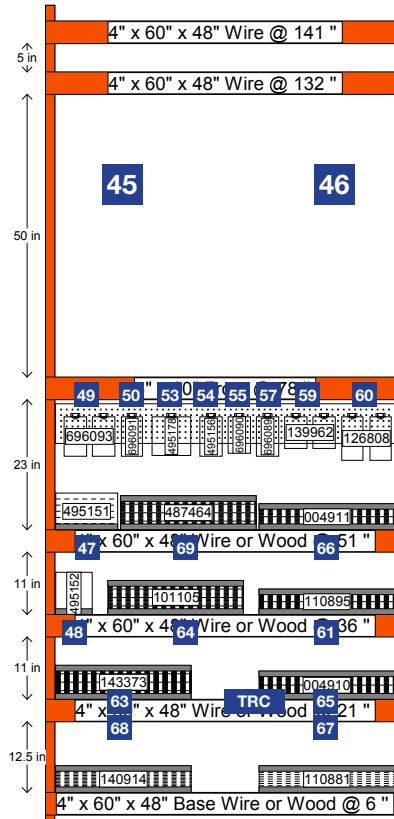


# PROTOTYPICAL

## Sign Planogram: Ceiling Tile Bay Name: Ceiling Tiles 7.4

EFFECTIVE:  
Sep 2, 2016

PAGE:  
8 of 16



### In Bay Signage Requirements

| Item # | Part #         | Description  | Quantity | HD Article # | Hardware Requirements | How to Order |
|--------|----------------|--|----------|--------------|-----------------------|--------------|
| 45     | HD2200001_003E | Lighting Panels Header Left - Panel Choices          | 1        | -            | -                     | ePOP         |
| 46     | HD2200001_004E | Lighting Panels Header Right - Samples               | 1        | -            | -                     | ePOP         |
| 47     | D22021C-13     | 12 Guage Hanging Wire Product Card Sticker           | 1        | 1000495151   | -                     | ePOP         |
| 48     | D22021C-24     | 18 Guage Hanging Wire Product Card Sticker           | 1        | 1000495152   | -                     | ePOP         |
| 49     | D22021C-27     | Eye Lag Screws For Wood Joists Product Card Sticker  | 1        | 1000696093   | -                     | ePOP         |
| 50     | D22021C-14     | Drill Adapter For Eye Lag Screw Product Card Sticker | 1        | 1000696091   | -                     | ePOP         |
| 51     | D22021C-21     | Eye Lag Screw for Metal Joist Product Card Sticker   | 1        | 1000696092   | -                     | ePOP         |
| 53     | D22021C-19     | Ceiling Grid Installation Kit Product Card Sticker   | 1        | 1000495178   | -                     | ePOP         |
| 54     | D22021C-17     | Grid Clamps Product Card Sticker                     | 1        | 1000495156   | -                     | ePOP         |
| 55     | D22021C-25     | Rivets Product Card Sticker                          | 1        | 1000696090   | -                     | ePOP         |
| 57     | D22021C-20     | Leveling Line Product Card Sticker                   | 1        | 1000696089   | -                     | ePOP         |
| 59     | D22021C-15     | Drop Ceiling Hanger Product Card Sticker             | 1        | 1000139962   | -                     | ePOP         |
| 60     | D22021C-23     | Plastic Cutter Beam Label                            | 1        | 1000126808   | -                     | ePOP         |
| 61     | D22021C-09     | Prisma Clear Acrylic Beam Label                      | 1        | 1000110895   | -                     | ePOP         |
| 63     | D22021C-11     | Crack Ice Clear Acrylic Beam Label                   | 1        | 1000143373   | -                     | ePOP         |
| 64     | D22021C-12     | Cracked Ice White Beam Label                         | 1        | 1000101105   | -                     | ePOP         |
| 65     | HD2200001_006E | Micro Prism Glaze Frost-Glaze® Beam Label            | 1        | 1001004910   | -                     | ePOP         |
| 66     | HD2200001_005E | Micro Prism Frost Frost-Glaze® Beam Label            | 1        | 1001004911   | -                     | ePOP         |
| 67     | D22021C-08     | White Louver Beam Label                              | 1        | 1000110881   | Clear Pallet Tag      | ePOP         |
| 68     | D22021C-07     | Metallic Louver Beam Label                           | 1        | 1000140914   | Clear Pallet Tag      | ePOP         |
| 69     | D22021C-28     | Prisma Square Acrylic Beam Label                     | 1        | 1000487464   | Clear Pallet Tag      | ePOP         |
| TRC    | TR-VINBM2      | Tool Rental Concrete Projects - Vinyl Beam Label     | 1        | -            | -                     | ePOP         |
|        | GA002C         | Zip Ties   | -        | -            | -                     | ePOP         |
|        | PALLET415C.5   | 15" x 4" Clear Hang Pallet Tag                       | 3        | -            | -                     | ePOP         |

Merchandising POG shown is for POP reference only and is not to be used to set product. Refer to your store specific Merchandise POG for product placement.





# PROTOTYPICAL

## Sign Planogram: Ceiling Tile Bay Name: Ceiling Tiles 7.5

EFFECTIVE:

Sep 2, 2016

PAGE:

9 of 16

### 40 CGC Professional Series Ceiling Tiles

70



### 71 CGC Alpine™ 1004

#### Product Features

- High light reflectance brightens room—lowers energy costs
- Soffit and abuse-resistant—extends the life of the panel
- Fire resistant—Class A
- Tapered edges create a high end 3-dimensional look


#### Warranty

- Mold/Mildew & Stain resistant
- Lifetime 30 year ClimaPlus™ warranty when installed with CGC Donn® Brand Suspension System

- 2' x 2' x 5/8" acoustical ceiling panel
- 16 pieces/64 square feet per carton

| Sound Absorption | Sound Blocking | Light Reflectance |
|------------------|----------------|-------------------|
| <br>NRC 0.85     | <br>CAC 35     | <br>LR 88         |

Sold in Full Cartons Only  
Also available in 4-pack carton



75



43



72



### 73 CGC Radar™ R2120

#### Product Features

- Non-directional pattern makes installation easy
- High light reflectance brightens room—lowers energy costs
- Fire resistant—Class A
- Tapered edges create a high end 3-dimensional look

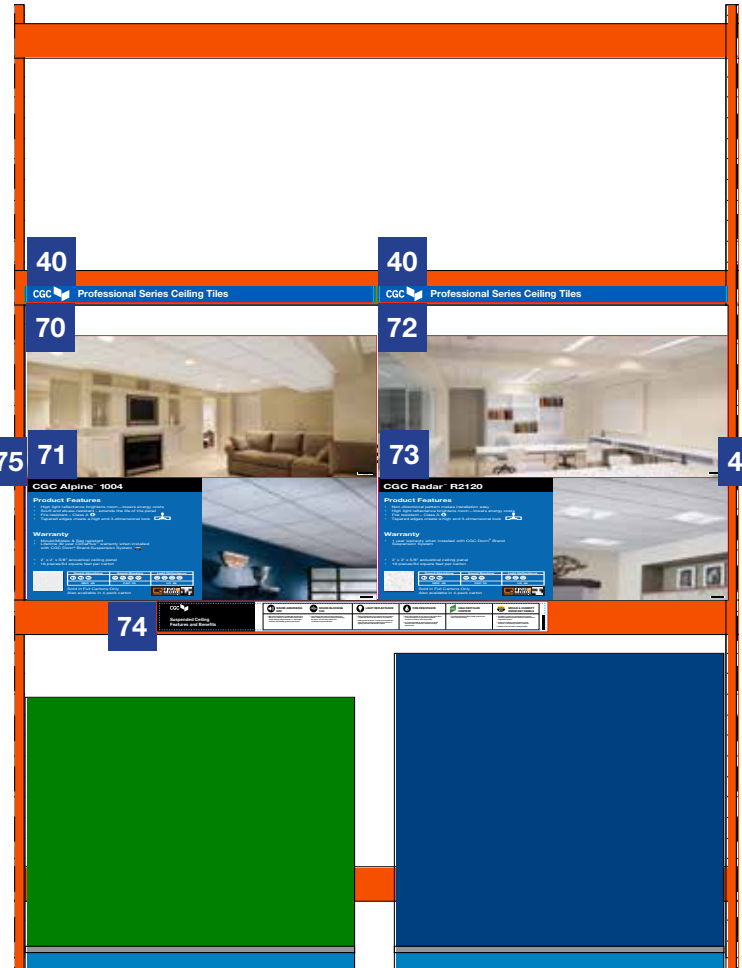
#### Warranty

- 1 year warranty when installed with CGC Donn® Brand Suspension System

- 2' x 2' x 5/8" acoustical ceiling panel
- 16 pieces/64 square feet per carton

| Sound Absorption | Sound Blocking | Light Reflectance |
|------------------|----------------|-------------------|
| <br>NRC 0.85     | <br>CAC 35     | <br>LR 88         |

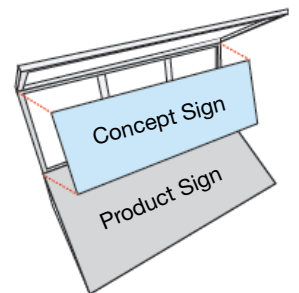

Sold in Full Cartons Only  
Also available in 4-pack carton



NOTE: Every store will receive 3 unique labels.

For 2-bay sets, one bay will get 1 beam label and the other will get 2.

74



Example shown above for placement of Concept and Product signs



# PROTOTYPICAL

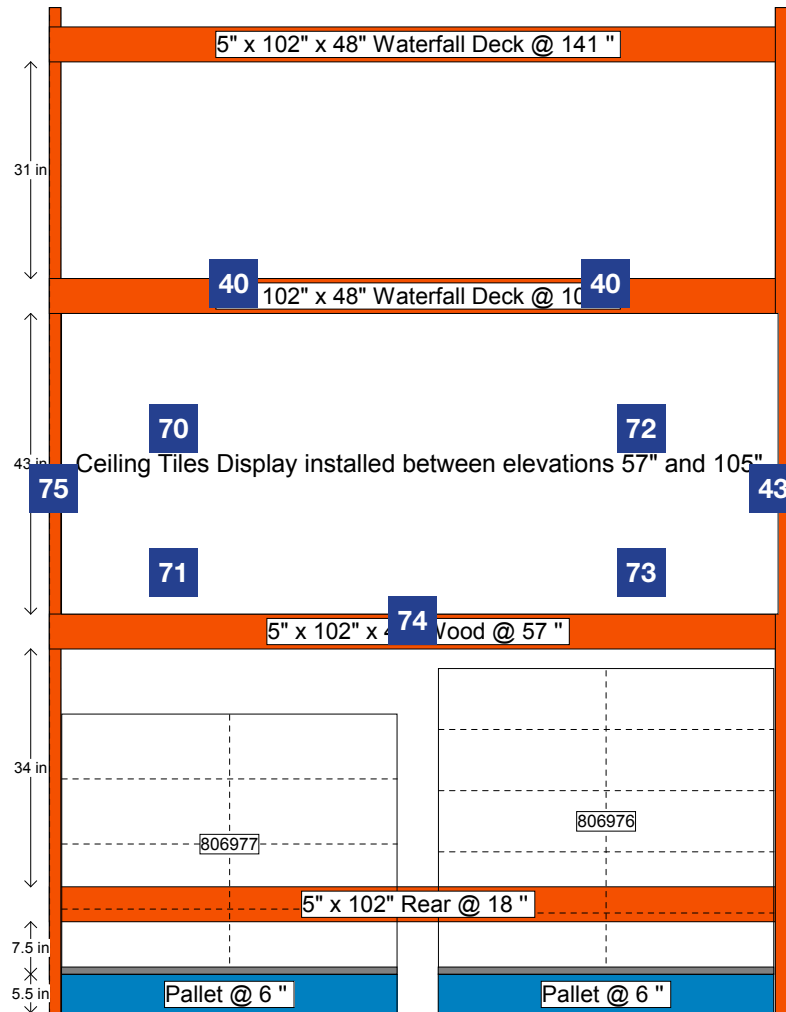
## Sign Planogram: Ceiling Tile Bay Name: Ceiling Tiles 7.5

EFFECTIVE:

Sep 2, 2016

PAGE:

10 of 16



### In Bay Signage Requirements

| Item # | Part #     | Description  | Quantity | HD Article # | Hardware Requirements | How to Order |
|--------|------------|--|----------|--------------|-----------------------|--------------|
| 40     | D22052V-01 | CGC Professional Series Ceiling Tiles Header Sign  | 1        | -            | -                     | ePOP         |
| 43     | D22052V-11 | CGC Classic Tiles Designer Finish Right Wing       | 1        | -            | -                     | ePOP         |
| 70     | D22052V-65 | Alpine 1004 Concept Sign                           | 1        | 1000806977   | -                     | ePOP         |
| 71     | D22052V-19 | Alpine 1004 Product Sign                           | 1        | 1000806977   | -                     | ePOP         |
| 72     | D22052V-64 | Radar R2120 Concept Sign                           | 1        | 1000806976   | -                     | ePOP         |
| 73     | D22052V-18 | Radar R2120 Product Sign                           | 1        | 1000806976   | -                     | ePOP         |
| 74     | D22052V-26 | Suspended Ceiling Features and Benefits Beam Label | 1        | -            | -                     | ePOP         |
| 75     | D22052V-08 | CGC Classic Tiles Designer Finish Left Wing        | 1        | -            | -                     | ePOP         |



# PROTOTYPICAL

## Sign Planogram: Ceiling Tile Bay Name: Ceiling Tiles 7.6

EFFECTIVE:

Sep 2, 2016

PAGE:

11 of 16

### 40 CGC Professional Series Ceiling Tiles

76



### 77 CGC Radar® R2310

#### Product Features

- Non-directional pattern makes installation easy
- High light reflectance brightens room—lowers energy costs
- Fire resistant - Class A
- Square edges lay flush on grid for a flat ceiling

#### Warranty

- 1 year warranty when installed with CGC Donn® Brand Suspension System

- 2' x 4' x 5/8" acoustical ceiling panel
- 8 pieces/64 square feet per carton


| Sound Absorption       | Sound Blocking | Light Reflectance |
|------------------------|----------------|-------------------|
| α <sub>0.25</sub> 0.85 | CAC 35         | LR 85             |

Sold in Full Cartons Only  
Also available in 3-pack carton



75

43



78



### 79 CGC Santa Fe® 212

#### Product Features

- Washable vinyl face for easy maintenance
- Lightweight fiberglass basement for quick installation
- Fire resistant - Class A
- Square edges lay flush on grid for a flat ceiling

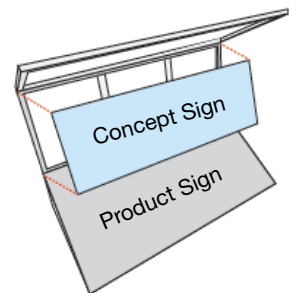
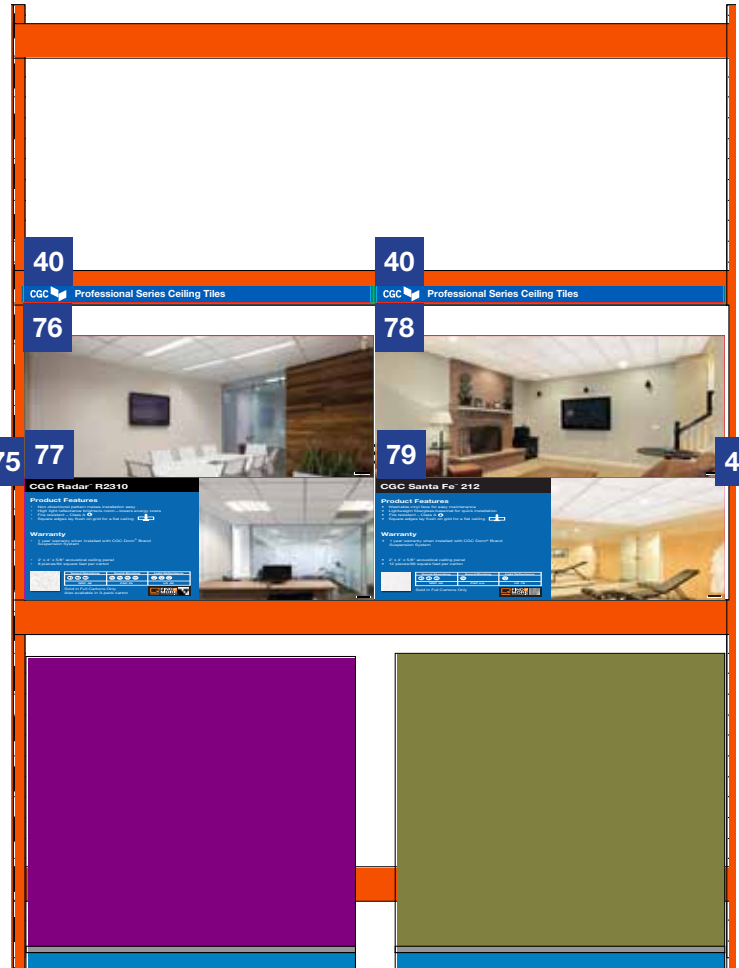
#### Warranty

- 1 year warranty when installed with CGC Donn® Brand Suspension System

- 2' x 4' x 5/8" acoustical ceiling panel
- 12 pieces/96 square feet per carton

| Sound Absorption       | Sound Blocking | Light Reflectance |
|------------------------|----------------|-------------------|
| α <sub>0.25</sub> 0.85 | CAC 40         | LR 78             |

Sold in Full Cartons Only



Example shown above for placement of Concept and Product signs



# PROTOTYPICAL

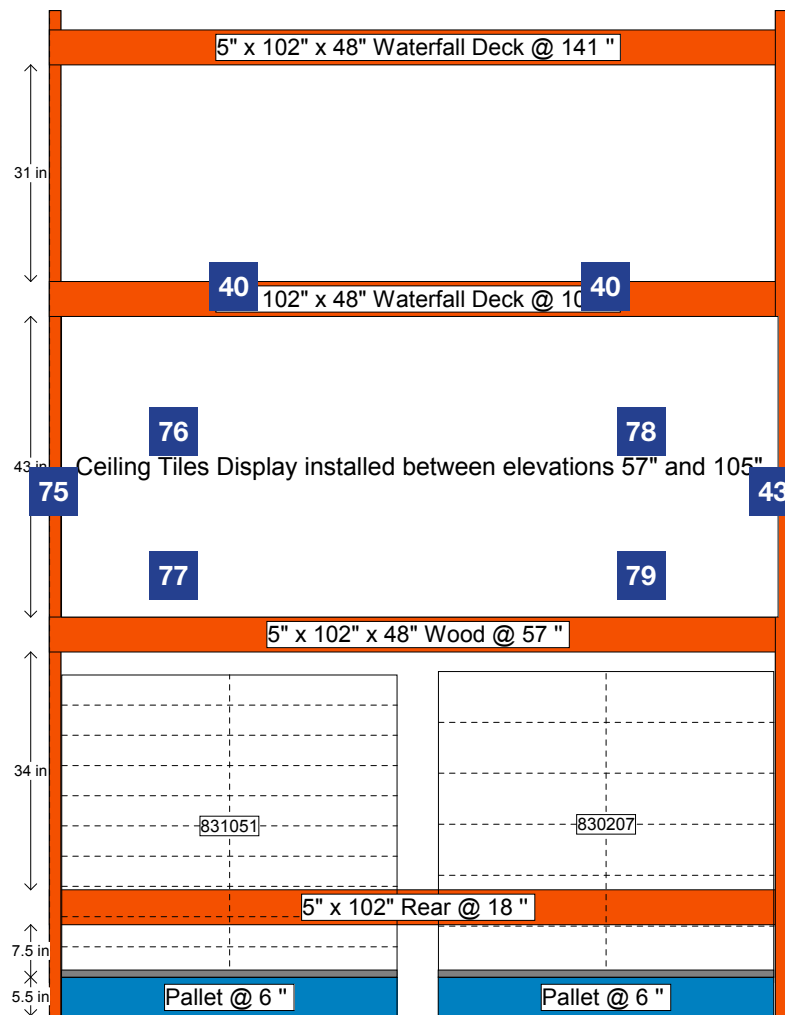
## Sign Planogram: Ceiling Tile Bay Name: Ceiling Tiles 7.6

EFFECTIVE:

Sep 2, 2016

PAGE:

12 of 16



### In Bay Signage Requirements

| Item # | Part #     | Description                                       | Quantity | HD Article # | Hardware Requirements | How to Order |
|--------|------------|---|----------|--------------|-----------------------|--------------|
| 40     | D22052V-01 | CGC Professional Series Ceiling Tiles Header Sign | 1        | -            | -                     | ePOP         |
| 43     | D22052V-11 | CGC Classic Tiles Designer Finish Right Wing      | 1        | -            | -                     | ePOP         |
| 75     | D22052V-08 | CGC Classic Tiles Designer Finish Left Wing       | 1        | -            | -                     | ePOP         |
| 76     | D22052V-63 | Radar R2310 Concept Sign                          | 1        | 1000142991   | -                     | ePOP         |
| 77     | D22052V-17 | Radar R2310 Product Sign                          | 1        | 1000142991   | -                     | ePOP         |
| 78     | D22052V-62 | 212 Santa Fe Concept Sign                         | 1        | 1000164416   | -                     | ePOP         |
| 79     | D22052V-16 | 212 Santa Fe Product Sign                         | 1        | 1000164416   | -                     | ePOP         |



# PROTOTYPICAL

## Sign Planogram: Ceiling Tile Bay Name: Ceiling Tile 7.7

EFFECTIVE:

Sep 2, 2016

PAGE:

13 of 16

80



81

**Embassy Suspended Ceiling**

**Product Features**

- Contemporary design
- Quick and easy installation
- Low maintenance
- Only 1.5M of space between the structure and your new ceiling
- Sturdy, durable laminated panels
- No rubber nails or screws
- Innovative installation system

**Available colours\***

White Maple Coffee

System adjustable to different heights

82



83

**Embassy Suspended Ceiling - Installation Guide**

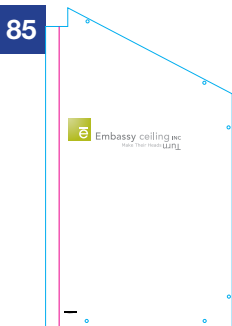
| Product Number | Description               | Qty/box        |
|----------------|---------------------------|----------------|
| P22000         | White panel 2' x 2'       | 4 pcs          |
| P22008         | Maple panel 2' x 2'       | 4 pcs          |
| P22006         | Coffee panel 2' x 2'      | 4 pcs          |
| M20008         | White main crossbar       | 10 pcs         |
| M20004         | White main crossbar       | 10 pcs         |
| M20002         | Coffee main crossbar      | 10 pcs         |
| C20008         | White secondary crossbar  | 10 pcs         |
| C20004         | Maple secondary crossbar  | 10 pcs         |
| C20002         | Coffee secondary crossbar | 10 pcs         |
| R200           | Rail and anchoring        | 10 pcs/100 pcs |
| G200           | Installation template     | 1 pc           |

1. Install anchoring on the joists  
2. Select the rails in the main crossbar  
3. Install the main crossbar by sliding the rails into the anchoring  
4. Install the secondary crossbar and the panels  
5. Anchoring  
6. Rail  
7. Panel  
8. Main crossbar  
9. Secondary crossbar  
10. Installation template

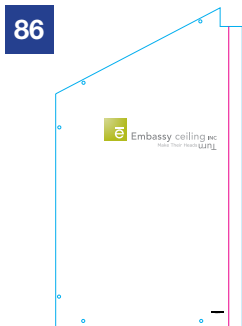
84



85



86



CT

**Ceiling Tiles sold in full cartons only.**  
Small packs available in the Ceiling Grid bay.  
See an Associate for assistance.

D22071C-01

80 Embassy ceiling inc. Suspended Ceiling Panels

81 Embassy Suspended Ceiling

83 Embassy Suspended Ceiling - Installation Guide

82

84

CT



# PROTOTYPICAL

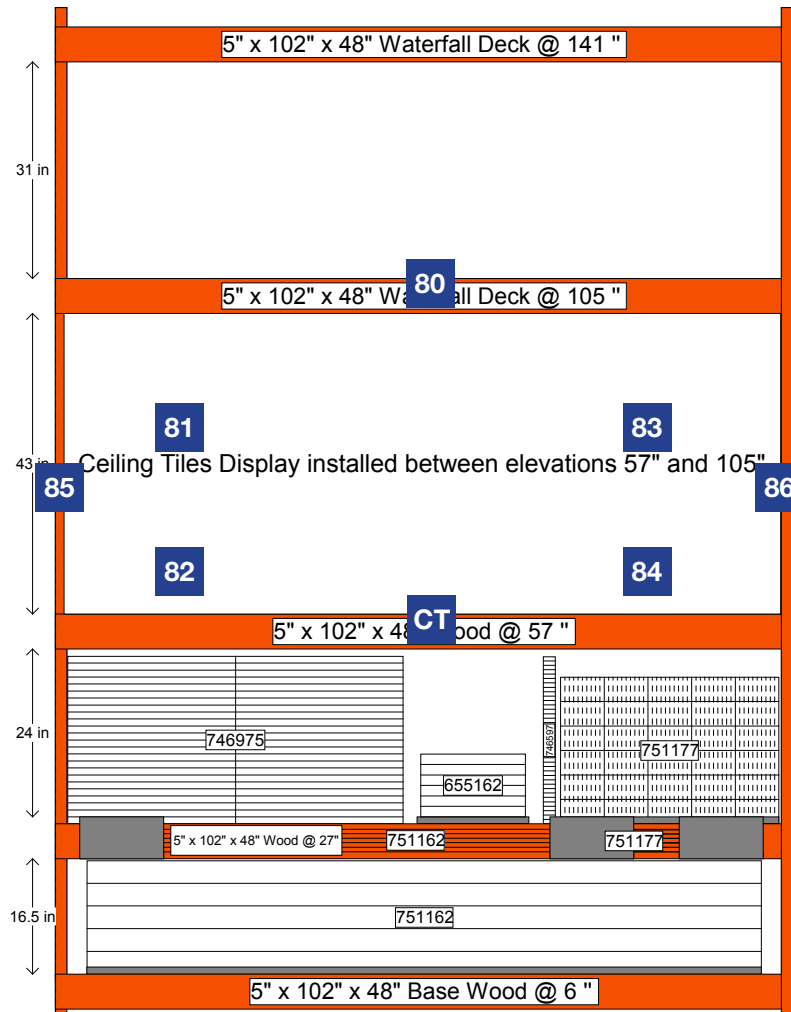
## Sign Planogram: Ceiling Tile Bay Name: Ceiling Tile 7.7

EFFECTIVE:

Sep 2, 2016

PAGE:

14 of 16



### In Bay Signage Requirements

| Item # | Part #      | Description                             | Quantity | HD Article # | Hardware Requirements | How to Order |
|--------|-------------|---|----------|--------------|-----------------------|--------------|
| 80     | D22052V-75  | Embassy Suspended Ceiling Panels Header | 1        | -            | -                     | ePOP         |
| 81     | D22052V-70  | Embassy Product Features Sign           | 1        | -            | -                     | ePOP         |
| 82     | D22052V-81B | Embassy Beauty Shot/ Ambiance (V)       | 1        | -            | -                     | ePOP         |
| 83     | D22052V-71  | Embassy Installation Guide              | 1        | -            | -                     | ePOP         |
| 84     | D22052V-82B | Embassy Beauty Shot/ Ambiance (G)       | 1        | -            | -                     | ePOP         |
| 85     | D22052V-74  | Embassy Left Wing                       | 1        | -            | -                     | ePOP         |
| 86     | D22052V-73  | Embassy Right Wing                      | 1        | -            | -                     | ePOP         |
| CT     | D22071C-01  | Ceiling Tile Beam Label                 | 1        | -            | -                     | ePOP         |




**PROTOTYPICAL**

**Sign Planogram: Ceiling Tile**  
**Bay Name: Ceiling Tiles Overstock**

**EFFECTIVE:**  
Sep 2, 2016

**PAGE:**  
15 of 16



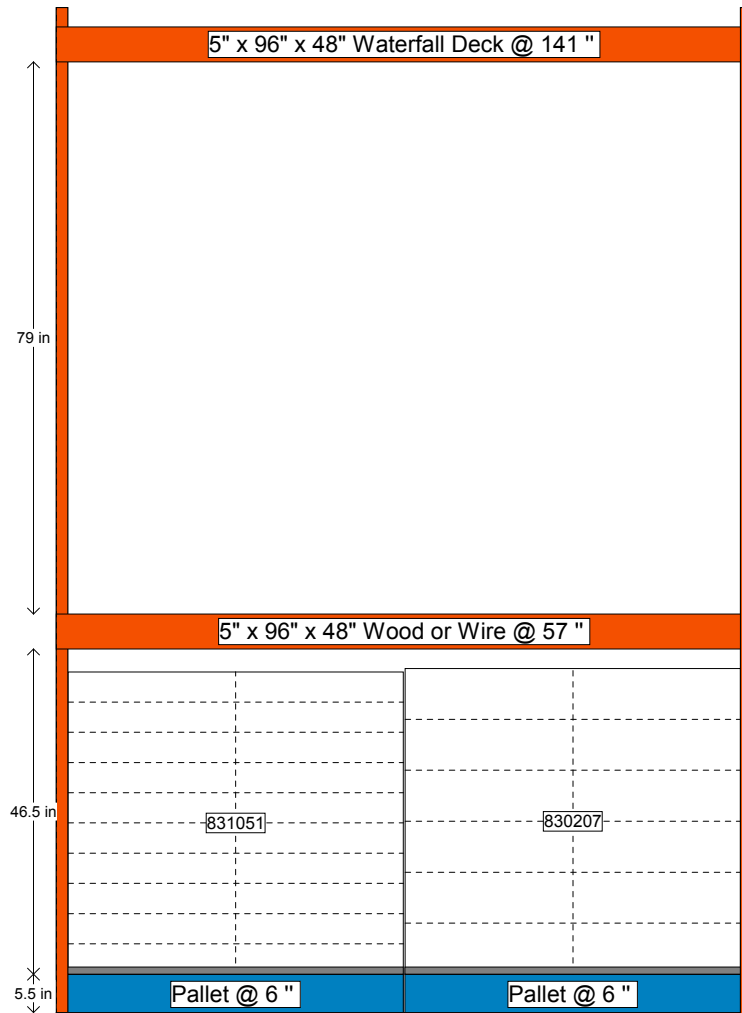


# PROTOTYPICAL

## Sign Planogram: Ceiling Tile Bay Name: Ceiling Tiles Overstock

EFFECTIVE:  
Sep 2, 2016

PAGE:  
16 of 16



### In Bay Signage Requirements

| Item #                        | Part # | Description | Quantity | HD Article # | Hardware Requirements | How to Order |
|-------------------------------|--------|-------------|----------|--------------|-----------------------|--------------|
| POP NOT REQUIRED FOR THIS BAY |        |             |          |              |                       |              |