

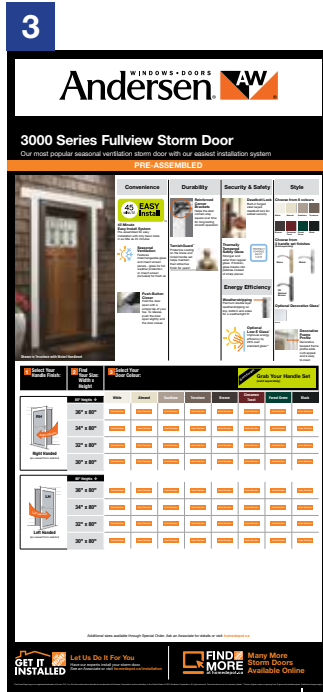

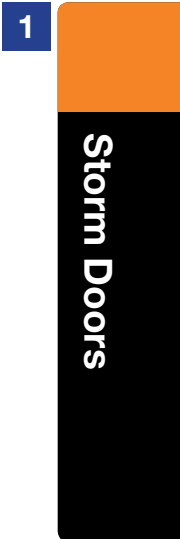


PROTOTYPICAL

Sign Planogram: Storm Doors Bay Name: Storm Doors 3.3

EFFECTIVE:
Nov 22, 2016

PAGE:
1 of 6



72"
from
floor
to
bottom
of AV

Instructions:

- [Aisle Violators] Install Aisle Violator using AV clips so bottom edge is 72" above the floor
- [Product Sign] Attach product sign to the inside door (behind glass door) - see photo above for reference
- [Brochure] Insert into brochure holder

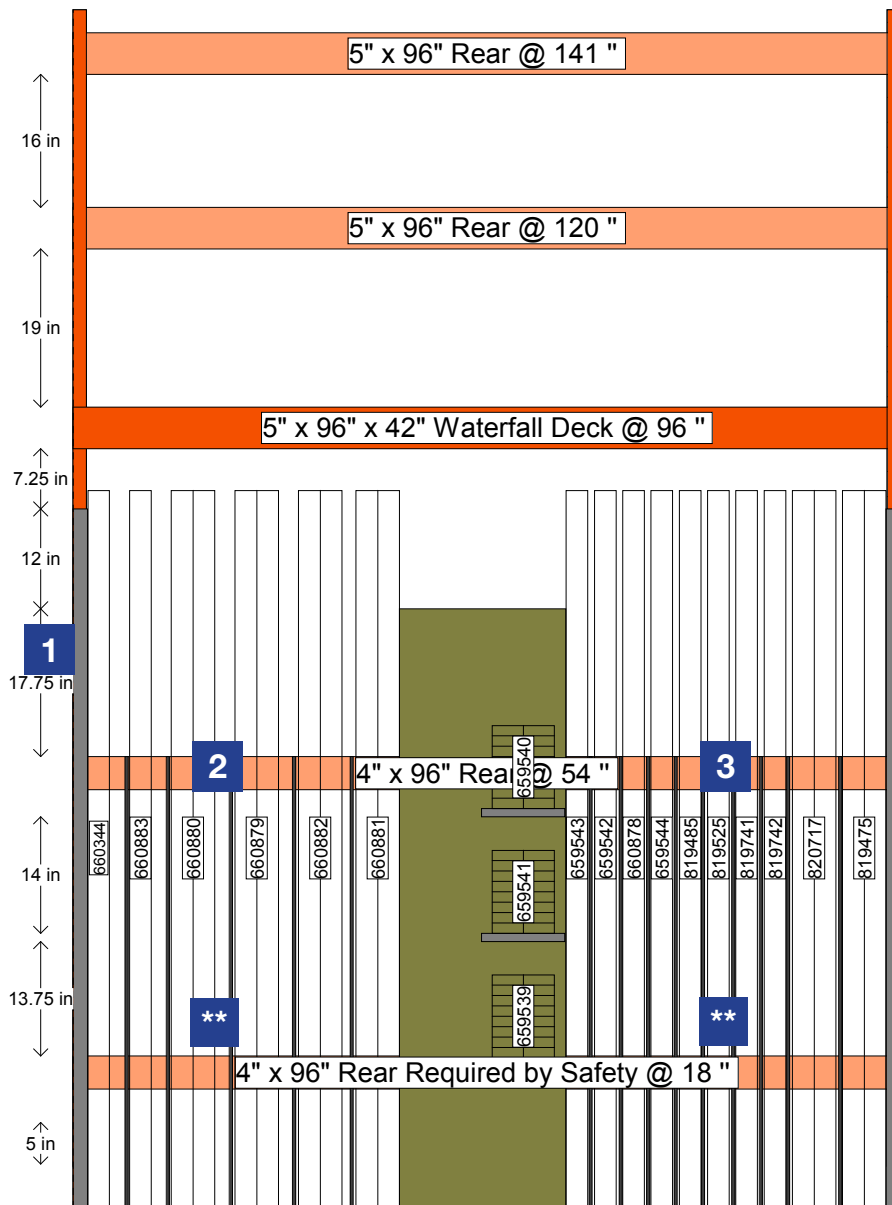


PROTOTYPICAL

Sign Planogram: Storm Doors Bay Name: Storm Doors 3.3

EFFECTIVE:
Nov 22, 2016

PAGE:
2 of 6



In Bay Signage Requirements

| Item # | Part # | Description | Quantity | HD Article # | Hardware Requirements | How to Order |
|--------|-------------|--|----------|--------------|-----------------------|--------------|
| 1 | D30038C-AV1 | Storm Doors - Aisle Violator | 1 | - | AV Clips | ePOP |
| 2 | 623929 | 3000 Series Self-Storing Storm Door - Product Sign | 1 | - | - | ePOP |
| 3 | 623928 | 3000 Series Fullview Storm Door - Product Sign | 1 | - | - | ePOP |
| ** | 42607 | Easy to Install Storm Doors Brochure | - | - | - | ePOP |
| - | GA001C | AV Clips | 2 | - | - | ePOP |

Merchandising POG shown is for POP reference only and is not to be used to set product. Refer to your store specific Merchandise POG for product placement.



PROTOTYPICAL

Sign Planogram: Storm Doors Bay Name: Storm Doors 3.2

EFFECTIVE:
Nov 22, 2016

PAGE:
3 of 6

4

EMCO
400 Series Self-Storing Storm Door
Our best 3-in-1 storm door with easy one-hand retractable insect screen and our 2 Hour Easy Install System

2 EASY INSTALL

Convenience
• One-Hand Retractable Insect Screen
• 2 Hour Easy Install System

Durability
• Heavy-Duty Construction
• Weather-Resistant Finish

Security & Safety
• Reinforced Glass
• Locking System

Style
• Multiple Color Options
• Customizable Hardware

Energy Efficiency
• Energy Star Rated
• Weatherstripping

GET IT INSTALLED Let Us Do It For You
FIND MORE Many More Storm Doors Available Online

5

WINDOWS-DOORS Andersen AW
2500 Series Self-Storing Storm Door
Anytime ventilation storm door offering quality at an uncommon value and our 2 Hour Easy Install System

2 EASY INSTALL

Convenience
• One-Hand Retractable Insect Screen
• 2 Hour Easy Install System

Durability
• Heavy-Duty Construction
• Weather-Resistant Finish

Security & Safety
• Reinforced Glass
• Locking System

Style
• Multiple Color Options
• Customizable Hardware

Energy Efficiency
• Energy Star Rated
• Weatherstripping

GET IT INSTALLED Let Us Do It For You
FIND MORE Many More Storm Doors Available Online



Instructions:

- [Product Sign] Attach product sign to the inside door (behind glass door) - see photo above for reference
- [Brochure] Insert into brochure holder

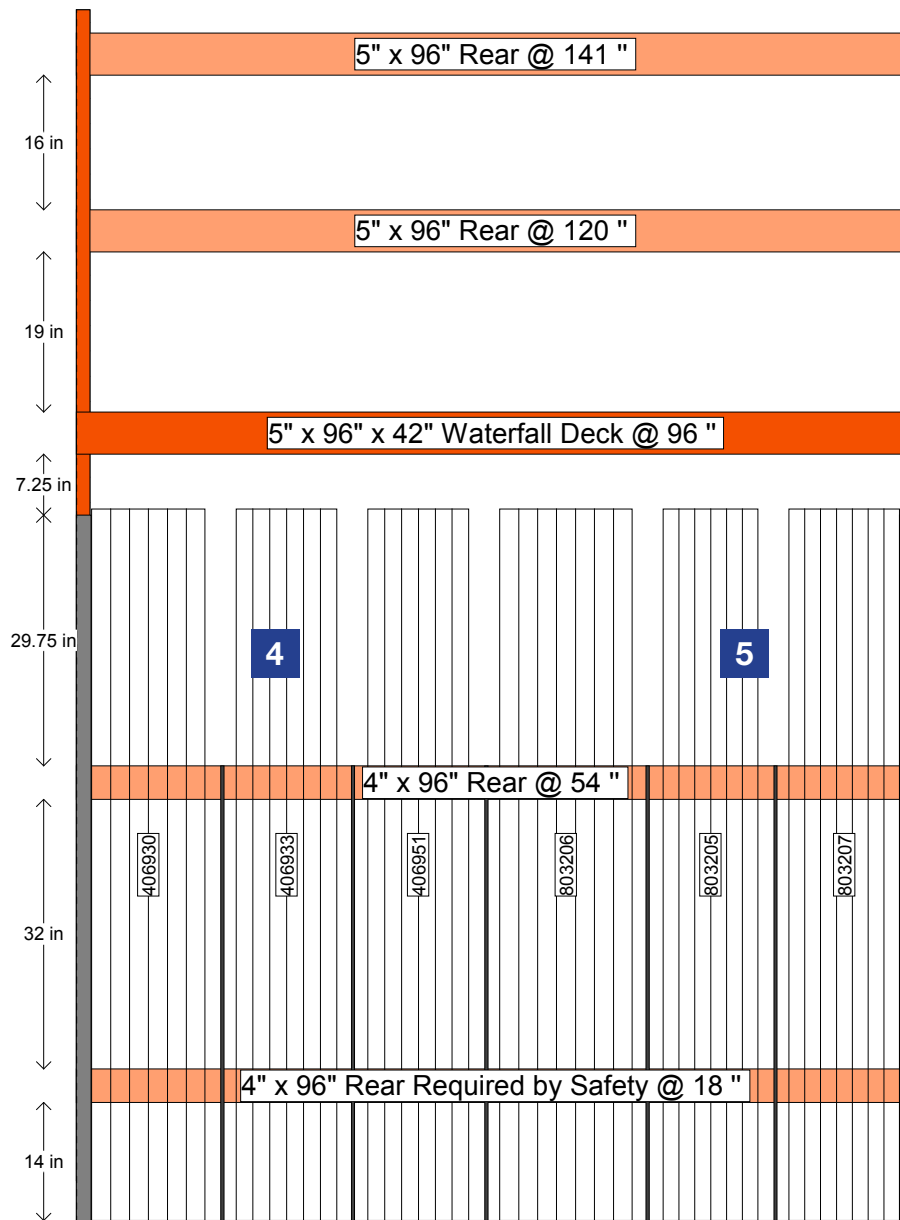


PROTOTYPICAL

Sign Planogram: Storm Doors Bay Name: Storm Doors 3.2

EFFECTIVE:
Nov 22, 2016

PAGE:
4 of 6



In Bay Signage Requirements

| Item # | Part # | Description | Quantity | HD Article # | Hardware Requirements | How to Order |
|--------|--------|--|----------|--------------|-----------------------|--------------|
| 4 | 623933 | 400 Series Self-Storing Storm Door - Product Sign | 1 | - | - | ePOP |
| 5 | 623932 | 2500 Series Self-Storing Storm Door - Product Sign | 1 | - | - | ePOP |

Merchandising POG shown is for POP reference only and is not to be used to set product. Refer to your store specific Merchandise POG for product placement.



PROTOTYPICAL

Sign Planogram: Storm Doors Bay Name: Storm Doors 3.1

EFFECTIVE:
Nov 22, 2016

PAGE:
5 of 6

6

EMCO
100 Series Self-Storing Storm Door
Basic 3/4-light storm door

Convenience
• Easy to install
• No need to remove door during winter months

Durability
• Heavy-duty construction
• Resistant to rust and corrosion

Security & Safety
• Reinforced glass
• Multi-point locking system

Style
• Available in multiple colors
• Fits standard door frames

Energy Efficiency
• Weatherstripping
• Reduces heat loss

GET IT INSTALLED Let Us Do It For You
FIND MORE Many More Storm Doors Available Online



7

EMCO
200 Series Triple-Track Storm Door
Value dual-viewing 3/4-light storm door

Convenience
• **EASY INSTALL!**
• No need to remove door during winter months

Durability
• Heavy-duty construction
• Resistant to rust and corrosion

Security & Safety
• Reinforced glass
• Multi-point locking system

Style
• Available in multiple colors
• Fits standard door frames

Energy Efficiency
• Weatherstripping
• Reduces heat loss

GET IT INSTALLED Let Us Do It For You
FIND MORE Many More Storm Doors Available Online



Instructions:

- [Product Sign] Attach product sign to the inside door (behind glass door)
- [Brochure] Insert into brochure holder

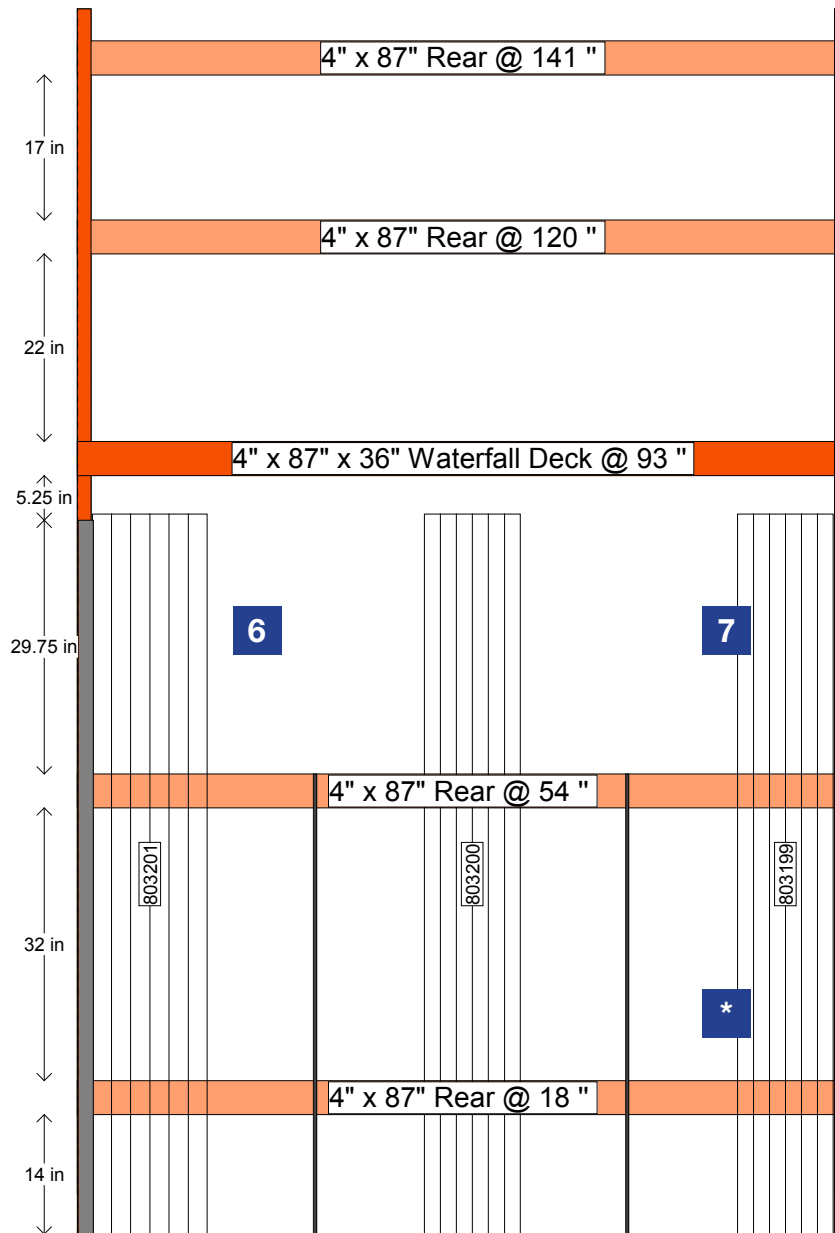


PROTOTYPICAL

Sign Planogram: Storm Doors Bay Name: Storm Doors 3.1

EFFECTIVE:
Nov 22, 2016

PAGE:
6 of 6



In Bay Signage Requirements

| Item # | Part # | Description | Quantity | HD Article # | Hardware Requirements | How to Order |
|--------|--------|---|----------|--------------|-----------------------|--------------|
| 6 | 623936 | 100 Series Self-Storing Storm Door - Product Sign | 1 | - | - | ePOP |
| 7 | 623934 | 200 Series Triple-Track Storm Door - Product Sign | 1 | - | - | ePOP |
| * | 42164 | Andersen Catalogue | - | - | - | ePOP |

Merchandising POG shown is for POP reference only and is not to be used to set product. Refer to your store specific Merchandise POG for product placement.