



PROTOTYPICAL

Sign Planogram: Utility Fencing Bay Name: Fencing Utility 2.1

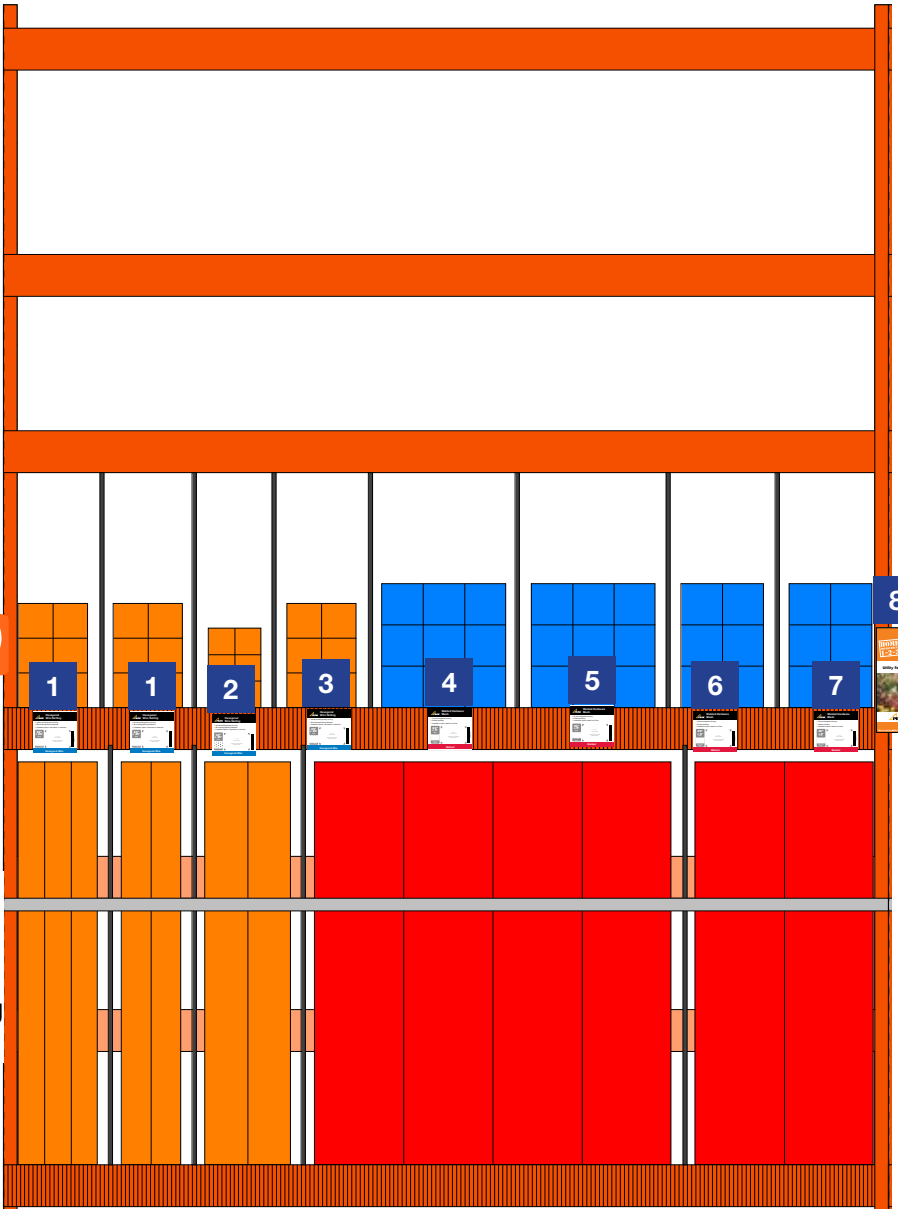
EFFECTIVE:

Feb 9, 2017

PAGE:

1 of 4

1 Hexagonal Wire Netting • Animal proofing/poultry fencing • Bird nesting/perching deterrent • Installation option: use plastic or metal ties 24" x 25" Roll 3' x 2' Price Label Article# 100055049 Model# 3323 Hexagonal Wire	2 Hexagonal Wire Netting • Animal proofing/poultry fencing • Bird nesting/perching deterrent • Installation option: use plastic or metal ties 36" x 25" Roll 3' x 2' Price Label Article# 100055043 Model# 3323 Hexagonal Wire
3 Hexagonal Wire Netting • Animal proofing/poultry fencing • Bird nesting/perching deterrent • Installation option: use plastic or metal ties 36" x 25" Roll 3' x 2' Price Label Article# 100055044 Model# 3324 Hexagonal Wire	4 Welded Hardware Mesh • Flower bed/garden fencing • Rodent proofing • Installation option: attach to U-Post 24" x 5" Roll 3' x 2' Price Label Article# 100055036 Model# 3301 Welded
5 Welded Hardware Mesh • Flower bed/garden fencing • Rodent proofing • Installation option: attach to U-Post 24" x 5" Roll 3' x 2' Price Label Article# 100055030 Model# 3303 Welded	6 Welded Hardware Mesh • Flower bed/garden fencing • Rodent proofing • Installation option: attach to U-Post 36" x 5" Roll 3' x 2' Price Label Article# 100055030 Model# 3303 Welded
7 Welded Hardware Mesh • Flower bed/garden fencing • Rodent proofing • Installation option: attach to U-Post 36" x 5" Roll 3' x 2' Price Label Article# 100055031 Model# 3301 Welded	8 HOME IMPROVEMENT 1-2-3 Utility Fencing PEAK More savings. More doing. <i>with</i>



71" from floor to bottom of Wayfinding Violator

WF Wayfinding bay number must correspond to bay ID label



Wayfinding Clip

Instructions:

- [Wayfinding Violator] Install Wayfinding Violator using wayfinding clip so bottom edge is 71" above the floor
- [Beam Labels] Remove any old beam labels (if applicable) and place label on the beam below the product



PROTOTYPICAL

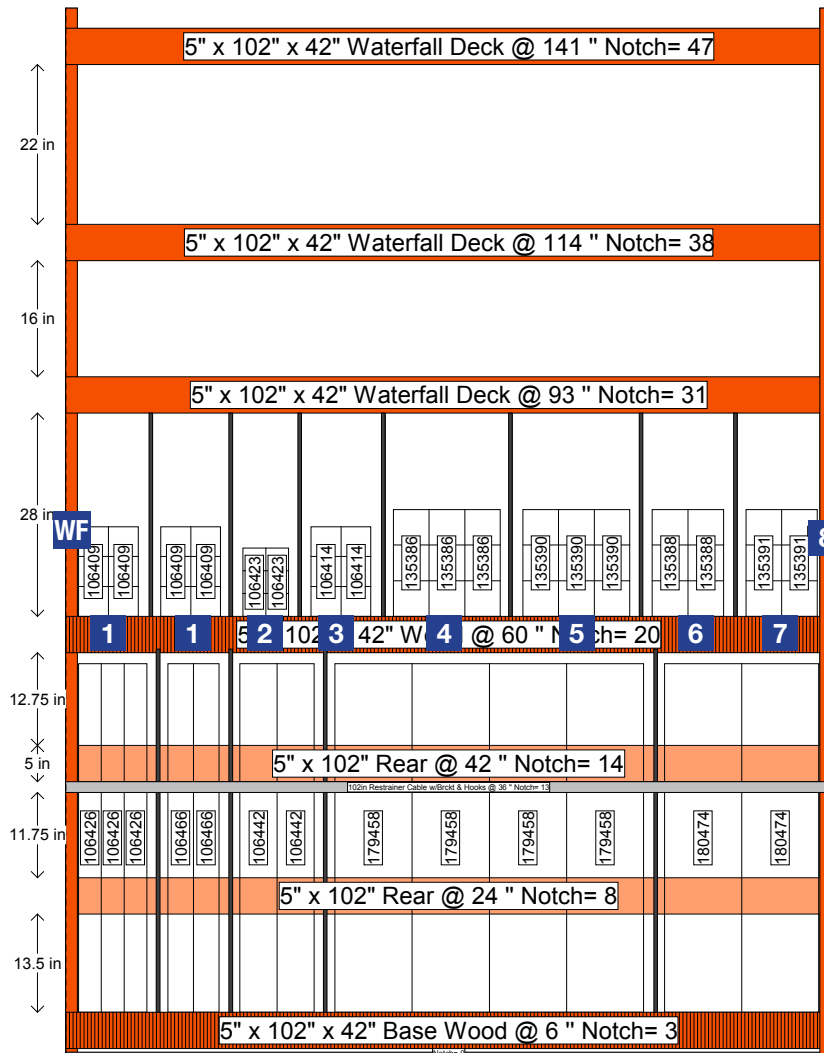
Sign Planogram: Utility Fencing Bay Name: Fencing Utility 2.1

EFFECTIVE:

Feb 9, 2017

PAGE:

2 of 4



In Bay Signage Requirements

Item #	Part #	Description	Quantity	HD Article #	Hardware Requirements	How to Order
1	D22061C-12	Beam Label - Hexagonal Wire Netting 24x25 1x1	2	1000106409	-	ePOP
2	D22061C-11	Beam Label - Hexagonal Wire Netting 36x25 2x2	1	1000106423	-	ePOP
3	D22061C-10	Beam Label - Hexagonal Wire Netting 36x25 1x1	1	1000106414	-	ePOP
4	D22061C-09	Beam Label - Welded Hardware Mesh 24x5 1/2	1	1000135386	-	ePOP
5	D22061C-08	Beam Label - Welded Hardware Mesh 24x5 1/4	1	1000135390	-	ePOP
6	D22061C-07	Beam Label - Welded Hardware Mesh 36x5 1/2	1	1000135388	-	ePOP
7	D22061C-06	Beam Label - Welded Hardware Mesh	1	1000135391	-	ePOP
8	B12	Peak Utility Fencing Brochure	1	-	Brochure Holder Wire/Metal	Vendor
-	-	Metal Brochure Holder	1	-	-	Vendor
WF	Varies by bay ID #	Wayfinding Violator	1	-	Wayfinding Clip	ePOP
-	124-300TESA	Wayfinding Clip	1	-	-	ePOP

Merchandising POG shown is for POP reference only and is not to be used to set product. Refer to your store specific Merchandise POG for product placement.



PROTOTYPICAL

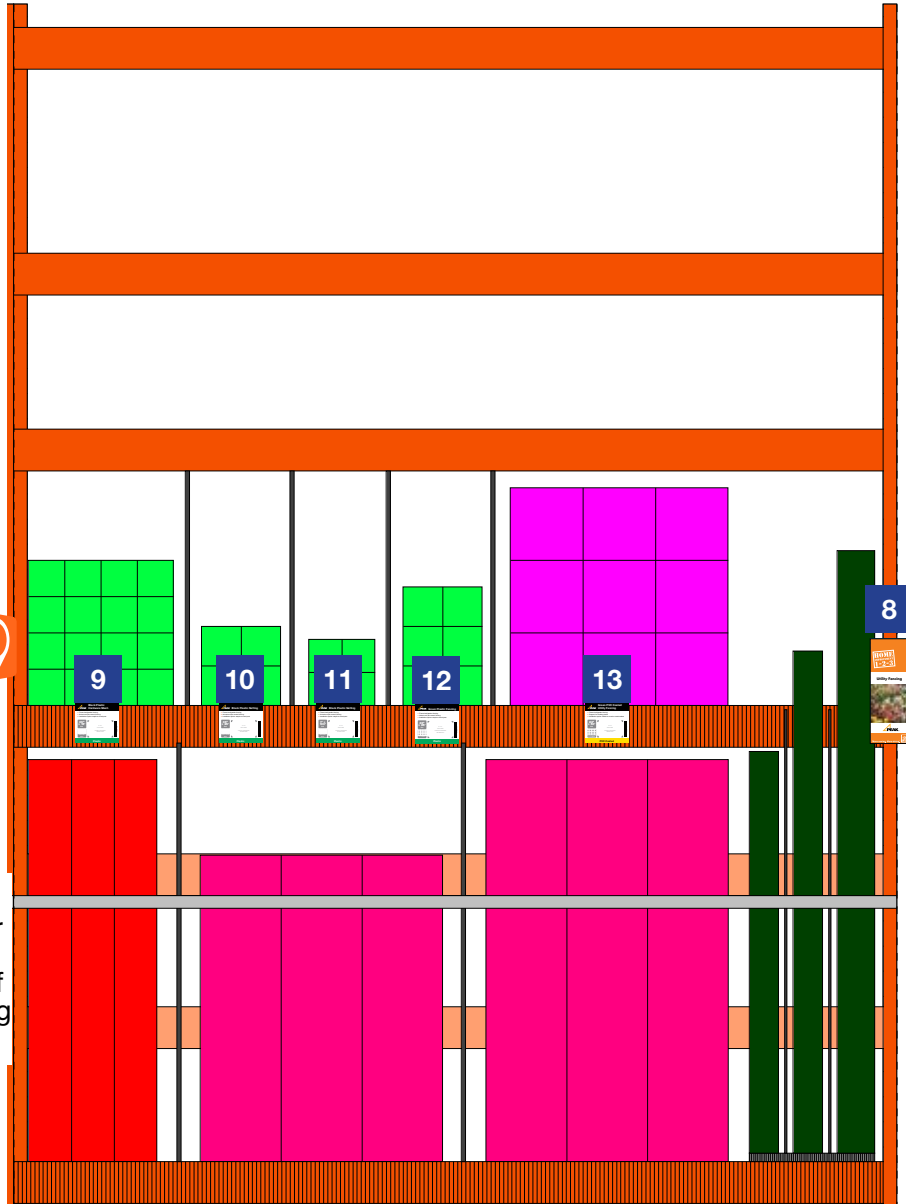



Sign Planogram: Utility Fencing Bay Name: Fencing Utility 2.2

EFFECTIVE:

Feb 9, 2017

PAGE:

3 of 4



WF Wayfinding bay number must correspond to bay ID label



Instructions:

- [Wayfinding Violator] Install Wayfinding Violator using wayfinding clip so bottom edge is 71" above the floor
- [Beam Labels] Remove any old beam labels (if applicable) and place label on the beam below the product



PROTOTYPICAL

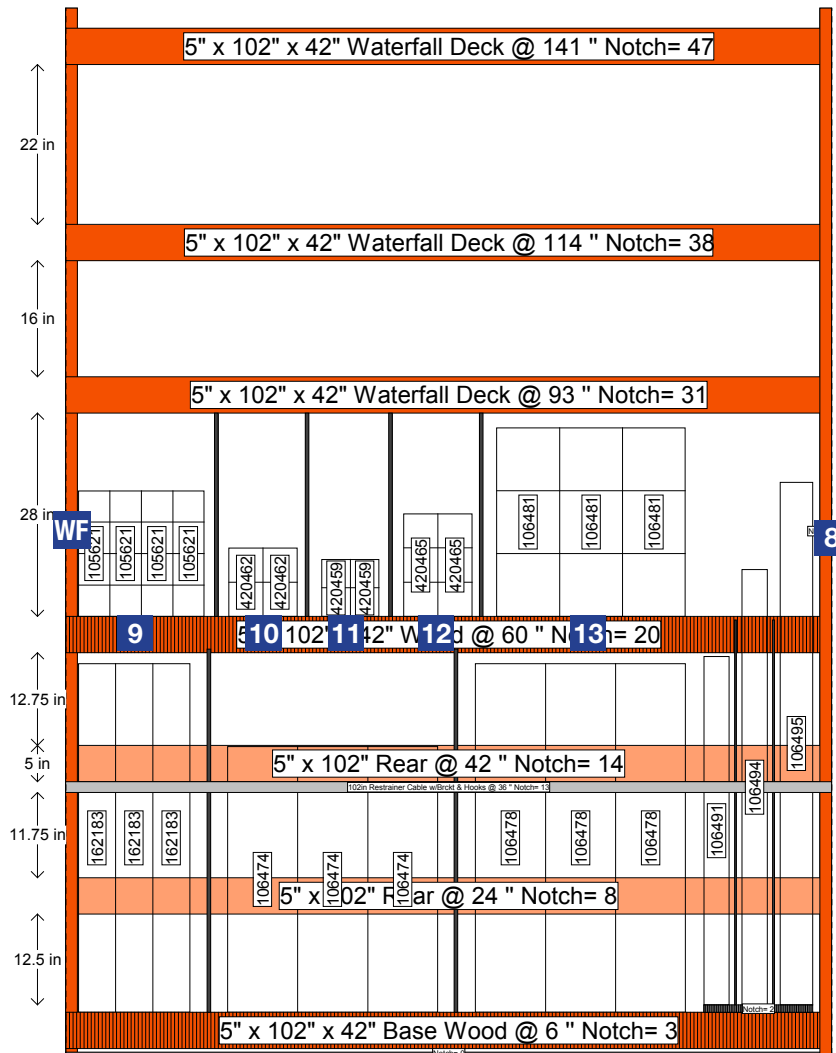
Sign Planogram: Utility Fencing Bay Name: Fencing Utility 2.2

EFFECTIVE:

Feb 9, 2017

PAGE:

4 of 4



In Bay Signage Requirements

Item #	Part #	Description	Quantity	HD Article #	Hardware Requirements	How to Order
8	B12	Peak Utility Fencing Brochure	1	-	Brochure Holder Wire/Metal	Vendor
9	D22061C-05	Beam Label - Black Plastic Hardware Mesh	1	1000105621	-	ePOP
10	D22061C-04	Beam Label - Black Plastic Netting 36' x 25'	1	1000420462	-	ePOP
11	D22061C-03	Beam Label - Black Plastic Netting 7' x 100'	1	1000420459	-	ePOP
12	D22061C-02	Beam Label - Green Plastic Fencing	1	1000420465	-	ePOP
13	D22061C-01	Beam Label - Green PVC Coated	1	1000106481	-	ePOP
-	-	Metal Brochure Holder	1	-	-	Vendor
WF	Varies by bay ID #	Wayfinding Violator	1	-	Wayfinding Clip	ePOP
-	124-300TESA	Wayfinding Clip	1	-	-	ePOP

Merchandising POG shown is for POP reference only and is not to be used to set product. Refer to your store specific Merchandise POG for product placement.