



# PROTOTYPICAL

## Sign Planogram: Hardwood Stock RIPLL Bay Name: Hardwood Stock 5

EFFECTIVE:  
Feb 23, 2017

PAGE:  
1 of 4

**1** Engineered Hardwood  
**Golden Acacia**  
4-3/4" wide

1/2" Thick  
50 Year Warranty  
T-Moulding: 1000818270  
Reducer: 1000818266  
Stair Nose: 1000817597

3" x 2" price label  
Article #: 1000831237  
Model #: 2W12V1235027043CL

HD2300003\_138E

**2** Engineered Hardwood  
**Smoked Hickory**  
4-7/8" wide

1/2" Thick  
50 Year Warranty  
T-Moulding: 1000818150  
Reducer: 1000818267  
Stair Nose: 1000819414

3" x 2" price label  
Article #: 1000831238  
Model #: 2W12V1235027043CL

HD2300003\_138E

**3** Engineered Hardwood  
**Miramonte Birch**  
4-7/8" x 1/2"

1/2" Thick  
50 Year Warranty  
T-Moulding: 1001049915  
Reducer: 1001049917  
Stair Nose: 1001049916

3" x 2" price label  
Article #: 1102104053  
Model #: 2W12V1235027043CL

HD2300004\_301E

**WF** Wayfinding bay number must correspond to bay ID label



**B** Visit our flooring showroom to see large samples and alternative delivery options on display

48 HOURS TO DELIVERY  
FREE RAPID DELIVERY  
Special Order

Take home a flooring sample. Samples located in the flooring showroom



**WF**

71" from floor to bottom of wayfinding Violator

**C** Choose the Right Flooring

Pick a room, pick a level and we'll help you pick the right floor.

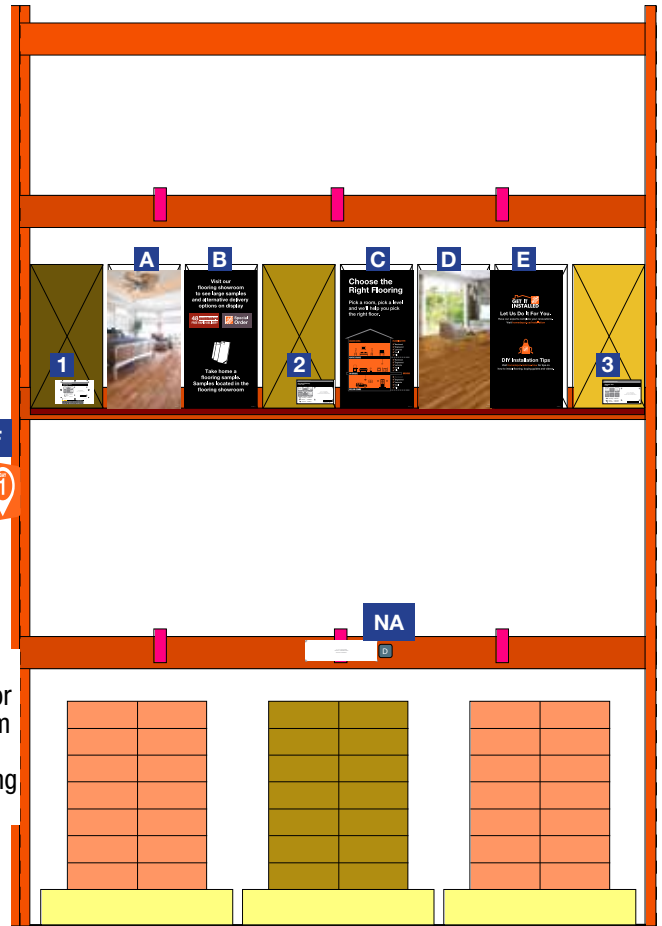
AREA LEVEL: 1, 2, 3  
AREA GRADE: 1, 2, 3  
SLOPE GRADE: 1, 2, 3

FINISH TYPE: Polished, Stained, Hand-scraped, Wire-brushed, Glazed, Matte, Gloss, Satin, Semi-gloss, High-gloss



**E** GET IT INSTALLED  
Let Us Do It For You.  
Have our experts complete your renovations. Visit [homedepot.ca/installation](http://homedepot.ca/installation)

DIY Installation Tips  
Visit [homedepot.ca/showroom](http://homedepot.ca/showroom) for tips on how to install flooring, buying guides and videos.



**T1** **Tool Rental**

Need the right tool for the job?

Visit our Tool Rental Centre and we'll help you get the job done right.

Pro Grade • Trusted Brands  
Flexible Rental Periods

**T2** **Truck Rental**

Affordable and Convenient  
Take It Home Right Away  
Reduce Wear and Tear on Your Vehicle

TRUCK, VAN AND TRAILERS\* AVAILABLE

Take it Home Today!

**T1 or T2:** Use the corporate message panels for Tool Rental or Truck Rental to indicate a missing flooring display or discontinued flooring display

**NN** **1** **NB** **BAY 1** **NA** **D**

Aisle Location Decal (Black) Bay Decal (orange) Beam Location Decal (Blue)

**EZ**

**For Placement Only**

In Stock  
Aisle  
Bay  
Location

Vinyl  
Grey Travertine  
12" x 24"

3.8mm Thickness  
4mil Wear Layer  
2 Year Residential Warranty  
Oxiguard™ Installation  
Epoxy Resistant  
Water Resistant

3" x 2" price label  
Article #: 1000826711  
Model #: 429110

T-Moulding: 1000831886  
Reducer: 1000831885  
Stair Nose: 1000831887

HD2300003\_084E

### Instructions:

- [Wayfinding Violator] Install Wayfinding Violator using wayfinding clip so bottom edge is 71" above the floor
- [Product Card] Attach product card to product display
- [\*NEW\* In-stock Snipe] Apply to left side of product card, apply wayfinding decals to snipe
- [\*NEW\* Wayfinding Decals] Apply to in-stock snipe as per corresponding placement in aisle
- [Wayfinding Stickers] Apply to in-stock product cards as per corresponding placement in aisle, bay, location

**NOTE:** Use picture and corporate message boards to fill in for POG positions with no flooring display.

Keep panels for future use.

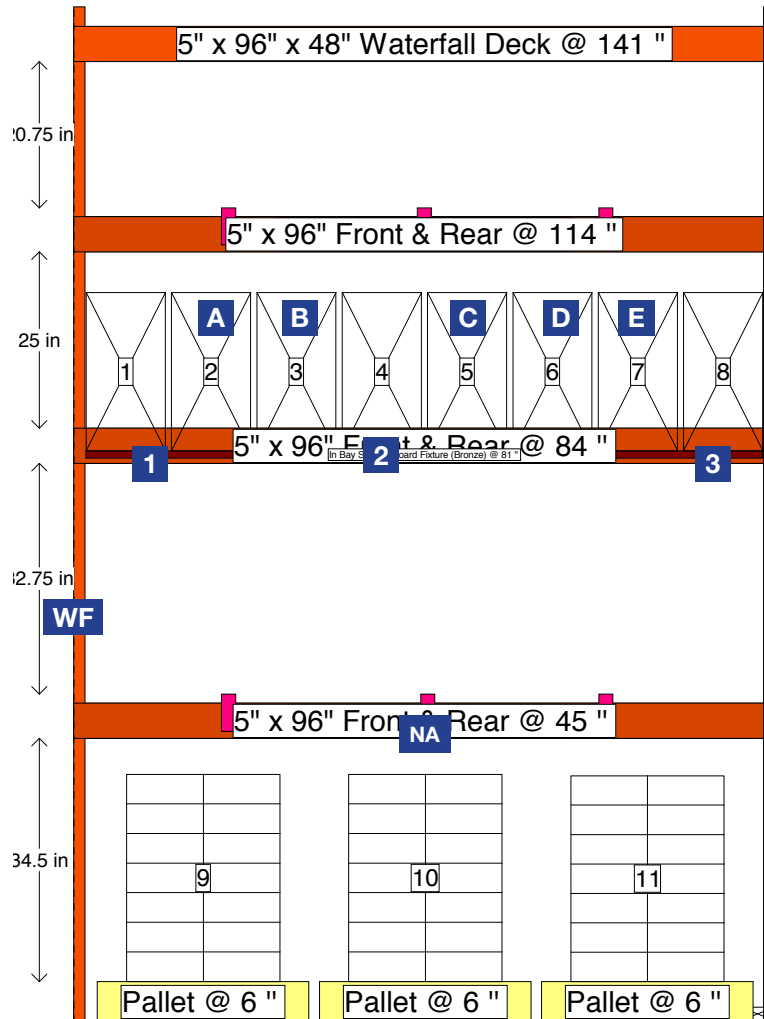


# PROTOTYPICAL

## Sign Planogram: Hardwood Stock RIPLL Bay Name: Hardwood Stock 5

EFFECTIVE:  
Feb 23, 2017

PAGE:  
2 of 4



### In Bay Signage Requirements

| Item # | Part #                 | Description  | Quantity | HD Article # | Hardware Requirements | How to Order |
|--------|------------------------|--|----------|--------------|-----------------------|--------------|
| 1      | HD2300003_135E         | 4-3/4" Golden Acacia - Product Card                  | 1        | 1000831257   | -                     | ePOP         |
| 2      | HD2300003_136E         | 4-7/8" Smoked Hickory - Product Card                 | 1        | 1000831259   | -                     | ePOP         |
| 3      | HD2300024_001E         | 4-7/8" x 1/2" Miramonte Birch - Product Card         | 1        | 1001040459   | -                     | ePOP         |
| A      | RIPL-RS-H1             | Hardwood POP - Product Card                          | 1        | -            | -                     | ePOP         |
| B      | RIPL-IBS-1-H           | 48 Hour/Special Order - Product Card                 | 1        | -            | -                     | ePOP         |
| C      | RIPL-IP-1-H            | Choose the Right Flooring - Product Card             | 1        | -            | -                     | ePOP         |
| D      | RIPL-RS-H5             | Hardwood POP - Product Card                          | 1        | -            | -                     | ePOP         |
| E      | RIPL-IBS-2-H           | Get It Installed/DIY Sign (Hardwood) - Product Card  | 1        | -            | -                     | ePOP         |
| T1     | RIPPL-FILLER-TL.pdf    | Tool Rental - End Panel                              | 1        | -            | -                     | ePOP         |
| T2     | RIPPL-FILLER-TK.pdf    | Truck Rental - End Panel                             | 1        | -            | -                     | ePOP         |
| EZ     | D23-WAYFIND-SNIPE      | EZ FIND - In-stock Snipe (For NEW RIPLL)             | 1        | -            | -                     | ePOP         |
| NA     | RIPPL-DECAL-A-I        | Beam Location - Wayfinding stickers (For NEW RIPLL)  | Sheet    | -            | -                     | ePOP         |
| NB     | D23-BAY-LOC-SR-SH-1-16 | Bay Location - Wayfinding stickers (For NEW RIPLL)   | Sheet    | -            | -                     | ePOP         |
| NN     | D23-BEAM-LOC-SR-SH-1-5 | Aisle Location - Wayfinding stickers (For NEW RIPLL) | Sheet    | -            | -                     | ePOP         |
| WF     | Varies by bay ID #     | Wayfinding Violator                                  | 1        | -            | Wayfinding Clip       | ePOP         |
| -      | 124-300TESA            | Wayfinding Clip                                      | 1        | -            | -                     | ePOP         |

Merchandising POG shown is for POP reference only and is not to be used to set product. Refer to your store specific Merchandise POG for product placement.



# PROTOTYPICAL

## Sign Planogram: 5 Run Full Flooring Fixture (Hardwood, Engineered, Bamboo, Cork, Laminate, Vinyl, Ceramic Tile, Ledger Stone Tile and Mosaic Tile) POP Boards - Graphics

EFFECTIVE:  
Feb 23, 2017

PAGE:  
3 of 4

### Choose the Right Flooring (tall)




CFT

### Choose the Right Flooring (Wide)



CFW

### Get it installed (tall)



GIT

### Don't Forget (tall)



DFT

### Special Finance (tall)



SFT

### Cork (tall)



CO1

### Bamboo (tall)




BA1

### Engineered (tall)



EN1

### Multicore (tall)




MCO

### ISOCORE (tall)



ISO

### Ceramic Tile (Wide)



CE1

### Laminate (Tall)



LA1

### Home Decorators



WL1

### Vinyl (Tall)



VI1

### Hardwood (Tall)



HA1

### Ledger Stone (Wide)



LS1

### Engineered Wood POP:



EN2

EN3

EN4

### Vinyl POP:




VI2

VI3

VI4

• Note: Each Flooring type has a specific thickness. The POP Boards are made to match the thickness for a flush line across the fixture.

### Ceramic POP



CE2

CE3

CE4

CE5

CE6

CE7

CE8

CE9

CE10

CE11

CE12

CE13

CE14

CE15

CE16

CE17



# PROTOTYPICAL

## Sign Planogram: 5 Run Full Flooring Fixture (Hardwood, Engineered, Bamboo, Cork, Laminate, Vinyl, Ceramic Tile, Ledger Stone Tile and Mosaic Tile) POP Boards - Chart

EFFECTIVE:  
Feb 23, 2017

PAGE:  
4 of 4

### Signage Requirements

| Item # | Part #                      | Description                             | Quantity | HD Article # | Hardware Requirements | How to Order |
|--------|-----------------------------|---|----------|--------------|-----------------------|--------------|
| CFT    | RIPL-IP-1.pdf               | Choose the Right Flooring - Tall        | -        | -            | -                     | ePOP         |
| CFW    | RIPL-IP-1-C.pdf             | Choose the Right Flooring - Wide        | -        | -            | -                     | ePOP         |
| GIT    | RIPL-IBS-2.pdf              | Get it installed - Tall                 | -        | -            | -                     | ePOP         |
| DFT    | RIPL-IBS-3.pdf              | Don't Forget - Tall                     | -        | -            | -                     | ePOP         |
| SFT    | RIPL-RS-H10-E               | Special Finance - Tall                  | -        | -            | -                     | ePOP         |
| WL1    | RIPL-HMDEC                  | Home Decorators Panel                   | -        | -            | -                     | ePOP         |
| LA1    | RIPL-IP-2                   | Laminate POP 1 - Description - Tall     | -        | -            | -                     | ePOP         |
| EN1    | RIPL-IP-6                   | Engineered Wood POP 1 - Description     | -        | -            | -                     | ePOP         |
| EN2    | RIPL-RS-E1                  | Engineered Wood POP 2                   | -        | -            | -                     | ePOP         |
| EN3    | RIPL-RS-E4                  | Engineered Wood POP 3                   | -        | -            | -                     | ePOP         |
| EN4    | RIPL-RS-E3                  | Engineered Wood POP 4                   | -        | -            | -                     | ePOP         |
| CO1    | RIPL2-IP-3                  | Cork POP 1 - Description - Tall         | -        | -            | -                     | ePOP         |
| BA1    | RIPL-IP-5                   | Bamboo POP 1 - Description - Tall       | -        | -            | -                     | ePOP         |
| CE1    | RIPL-FILLER-CER - RIPL-IP-7 | Ceramic Tile POP 1 - Description - Wide | -        | -            | -                     | ePOP         |
| CE2    | RIPL-RS-C2.pdf              | Ceramic Tile POP 2                      | -        | -            | -                     | ePOP         |
| CE3    | RIPL-RS-C5.pdf              | Ceramic Tile POP 3                      | -        | -            | -                     | ePOP         |
| CE4    | RIPL-RS-C6.pdf              | Ceramic Tile POP 4                      | -        | -            | -                     | ePOP         |
| CE5    | RIPL-RS-C7.pdf              | Ceramic Tile POP 5                      | -        | -            | -                     | ePOP         |
| CE6    | RIPL-RS-C8.pdf              | Ceramic Tile POP 6                      | -        | -            | -                     | ePOP         |
| CE7    | RIPL-RS-C20.pdf             | Ceramic Tile POP 7                      | -        | -            | -                     | ePOP         |
| CE8    | RIPL-RS-C11.pdf             | Ceramic Tile POP 8                      | -        | -            | -                     | ePOP         |
| CE9    | RIPL-RS-C13.pdf             | Ceramic Tile POP 9                      | -        | -            | -                     | ePOP         |
| CE10   | RIPL-RS-C15.pdf             | Ceramic Tile POP 10                     | -        | -            | -                     | ePOP         |
| CE11   | RIPL-RS-C16.pdf             | Ceramic Tile POP 11                     | -        | -            | -                     | ePOP         |
| CE12   | RIPL-RS-C4.pdf              | Ceramic Tile POP 12                     | -        | -            | -                     | ePOP         |
| CE13   | RIPL-RS-C17.pdf             | Ceramic Tile POP 13                     | -        | -            | -                     | ePOP         |
| CE14   | RIPL-RS-C19.pdf             | Ceramic Tile POP 14                     | -        | -            | -                     | ePOP         |
| CE15   | RIPL-RS-C18.pdf             | Ceramic Tile POP 15                     | -        | -            | -                     | ePOP         |
| CE16   | RIPL-RS-C9.pdf              | Ceramic Tile POP 16                     | -        | -            | -                     | ePOP         |
| CE17   | RIPL-RS-C10.pdf             | Ceramic Tile POP 17                     | -        | -            | -                     | ePOP         |
| VI1    | RIPL-IP-4                   | Vinyl Tile POP 1 - Description          | -        | -            | -                     | ePOP         |
| VI2    | RIPL-RS-V2                  | Vinyl Tile POP 2                        | -        | -            | -                     | ePOP         |
| VI3    | RIPL-RS-C12                 | Vinyl Tile POP 3                        | -        | -            | -                     | ePOP         |
| VI4    | RIPL-RS-V1                  | Vinyl Tile POP 4                        | -        | -            | -                     | ePOP         |
| HA1    | RIPL-IP-3                   | Hardwood POP 1 - Description            | -        | -            | -                     | ePOP         |
| LS1    | RIPL-IP-8.pdf               | Ledger Stone POP 1 - Description        | -        | -            | -                     | ePOP         |
| MCO    | RIPL-IP-9                   | Multicore Vinyl Description Panel       | -        | -            | -                     | ePOP         |
| ISO    | RIPL-IBS-4-V                | ISOCORE underlayment panel              | -        | -            | -                     | ePOP         |

Merchandising POG shown is for POP reference only and is not to be used to set product. Refer to your store specific Merchandise POG for product placement.