



PROTOTYPICAL


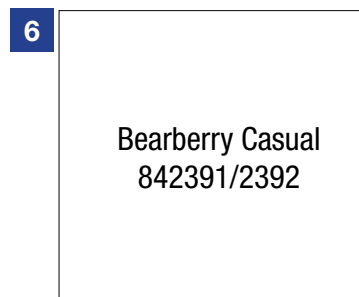
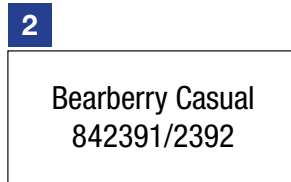

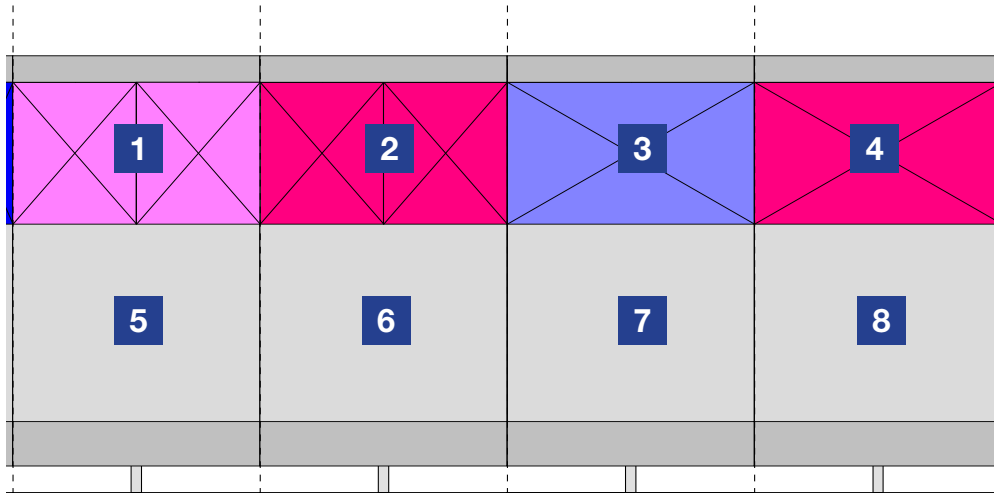
Sign Planogram: Carpet Spinner Bay Name: Carpet Spinner 2

EFFECTIVE:

Jul 8, 2015

PAGE:

1 of 2



Instructions:

- [Channel Signs] Insert channel signs into C Channel hardware
- [Product Card] Hang product card over carpet samples by placing the handle over the hook that is attached to the provided fixture (see image above for reference)



PROTOTYPICAL

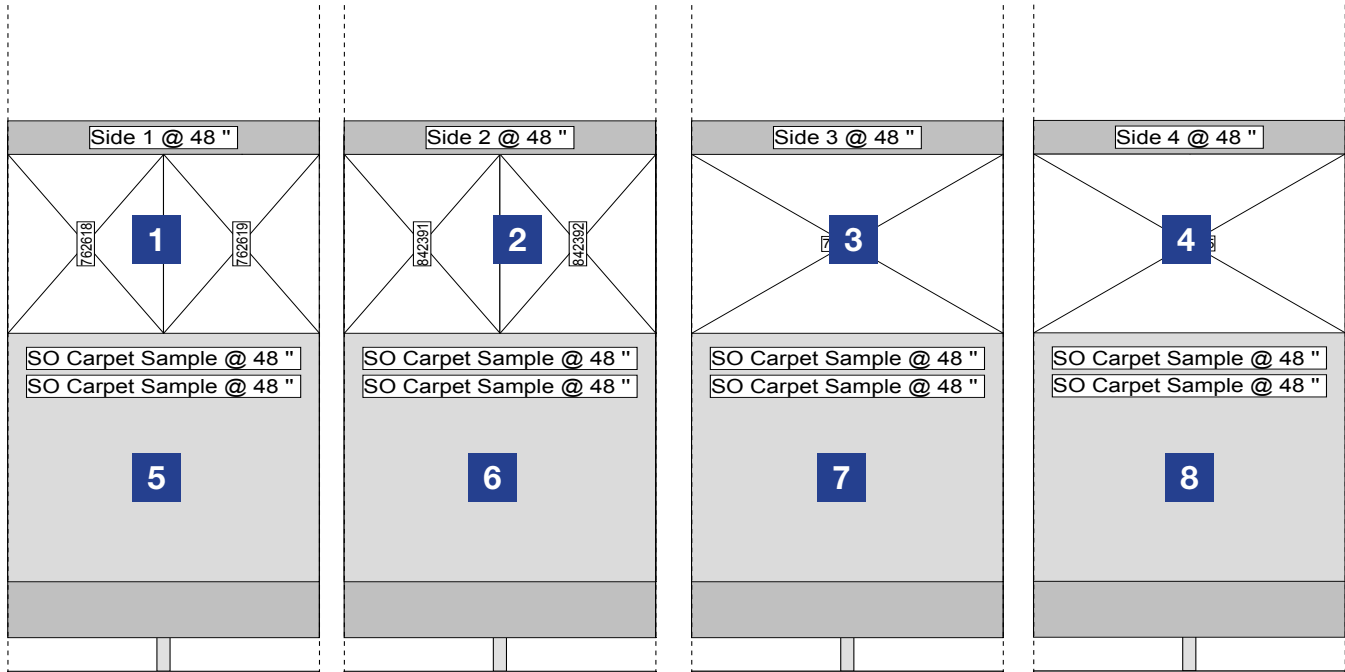
Sign Planogram: Carpet Spinner Bay Name: Carpet Spinner 2

EFFECTIVE:

Jul 8, 2015

PAGE:

2 of 2



In Bay Signage Requirements

Item #	Part #	Description	Quantity	HD Article #	Hardware Requirements	How to Order
1	N/A	Everest I,II - C Channel Sign	1	1000762619/1000762618	C Channel on fixture	Vendor
2	N/A	Bearberry Casual - C Channel Sign	1	1000842391/1000842392	C Channel on fixture	Vendor
3	N/A	Adventure - C Channel Sign	1	1000736415	C Channel on fixture	Vendor
4	N/A	Parade - C Channel Sign	1	1000839465	C Channel on fixture	Vendor
5	N/A	Everest I,II - Samples Product Card	1	1000762619/1000762618	-	Vendor
6	N/A	Bearberry Casual - Samples Product Card	1	1000842391/1000842392	-	Vendor
7	N/A	Adventure - Samples Product Card	1	1000736415	-	Vendor
8	N/A	Parade - Samples Product Card	1	1000839465	-	Vendor

Merchandising POG shown is for POP reference only and is not to be used to set product. Refer to your store specific Merchandise POG for product placement.